



I read at home!

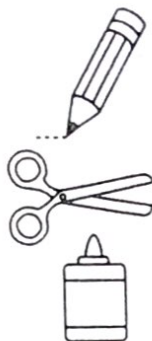


Name _____

Day	Today I read...	I read to...
Monday		
Tuesday		
Wednesday		
Thursday		
Friday		
Saturday		
Sunday		

Name _____

Circle of Friends



Trace.

Cut and sort by size.

Glue.



big



medium




small

©The Education Center, Inc. • Teacher's Helper® • TEC8685 • Oct/Nov 2001



Write the Missing Letters

Trace the letters.
Then write the letters.



A stack of gift boxes with a girl and a beach ball. The girl has curly hair and is wearing a large, ruffled collar. The beach ball is on the left, and the girl is on the right. The gift boxes are stacked in a pyramid shape. Each box contains a lowercase letter on a three-line writing grid. The letters are: Row 1: a, b; Row 2: c, d, e; Row 3: f, g, h, i; Row 4: j, k, l, m, n; Row 5: o, p, q, r, s, t; Row 6: u, v, w, x, y, z.

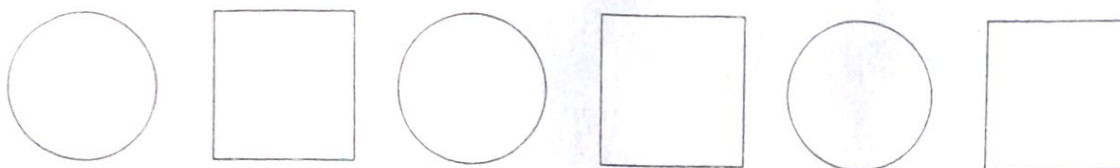
a	b				
c	d	e			
f	g	h	i		
j	k	l	m	n	
o	p	q	r	s	t
u	v	w	x	y	z

Brainwork! Write as much of the alphabet as you can on the back of this sheet.

Name _____

Reteach 26

Color Patterns



Color circles red. Color squares blue.
Describe the pattern.



Then draw and color the next figure.

1



2



3



4






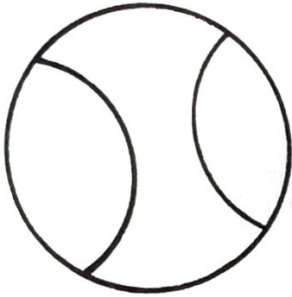
Extra Support Give each group of children a different material (i.e. cubes, links, pattern blocks, or paper figures) for making color patterns. Dictate a pattern and have children show it. Compare the patterns to show how they are all the same.

Name _____



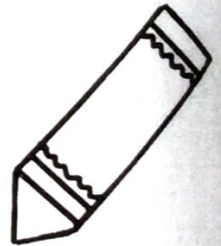

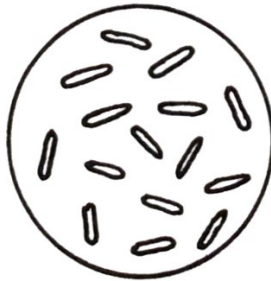



Circle and Square Search

Color each circle shape.

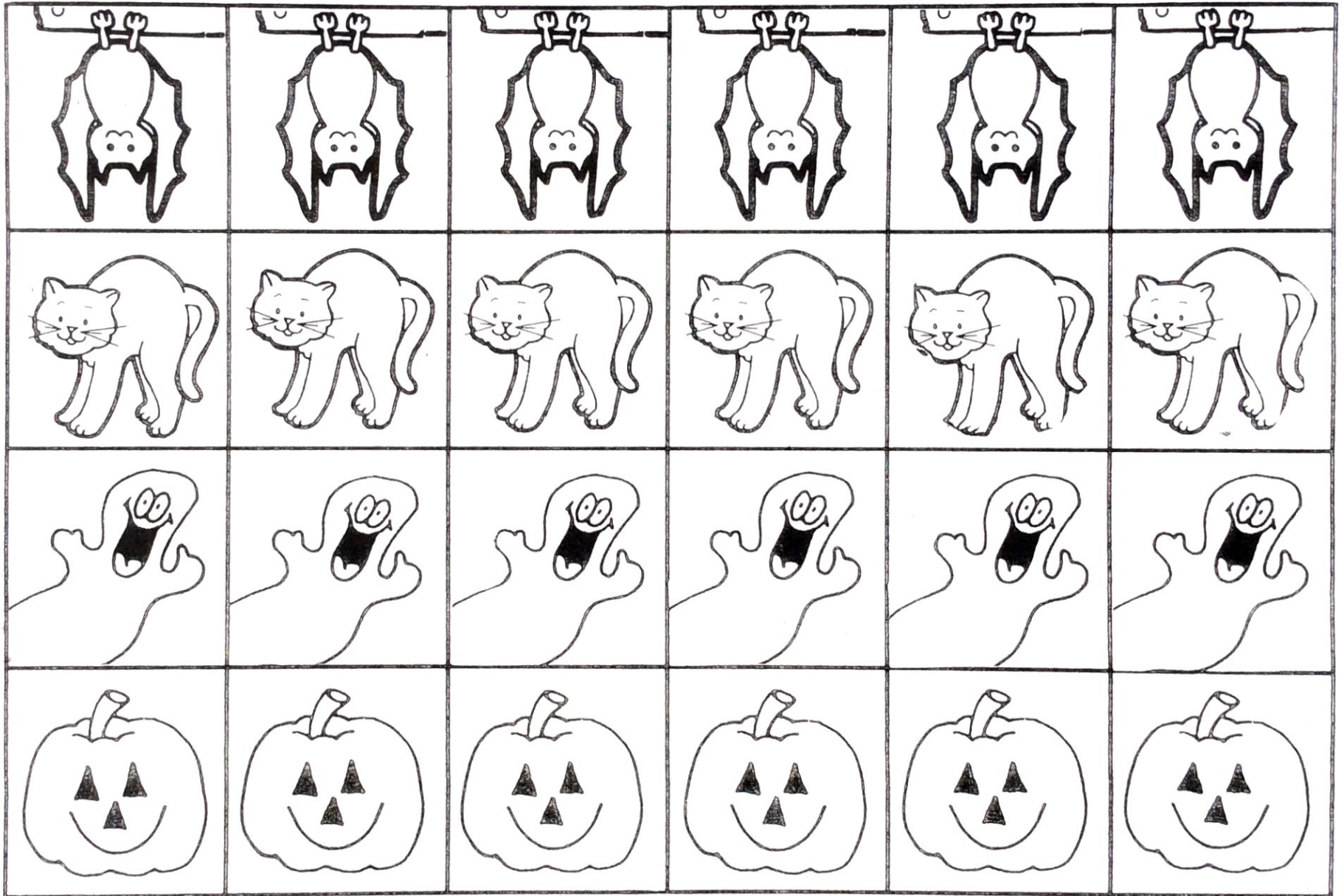


Color each square shape.



Name _____

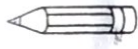
Color each row in a pattern




Baseball Bash



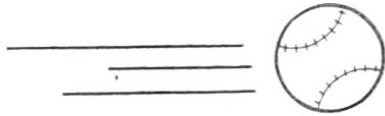
Count.



Write.



Draw a line to match sets.






Name _____

Match the numbers with their correct group.


9



2




6




5



7



Books on Display

 Color by the code.



Color Code
letter—red
word—blue

b	cat	g	v
hat	bat	n	fat
k	j	at	mat



SCHOOL-HOME LINKS

Child's name _____



Circle the beginning of the word.



Circle the middle of the word.



Circle the ending of the word.



Circle the beginning of the word.



Circle the middle of the word.



Circle the ending of the word.



Circle the beginning of the word.




Circle the middle of the word.



Circle the ending of the word.



















Circle the beginning of the word.



Picture This!

Color the picture in each row that rhymes with the first picture.

 fan	 hat	 pan	 glad
 bat	 man	 sad	 cat
 sad	 mad	 rat	 fan
 sack	 can	 van	 backpack

It's always a
good idea to read!

I _____, liked

(name)

(title)

by

(author)

because _____

