



I read at home!

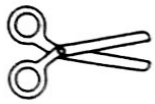


Name _____

Day	Today I read...	I read to...
Monday		
Tuesday		
Wednesday		
Thursday		
Friday		
Saturday		
Sunday		

Name _____

Books in Backpacks



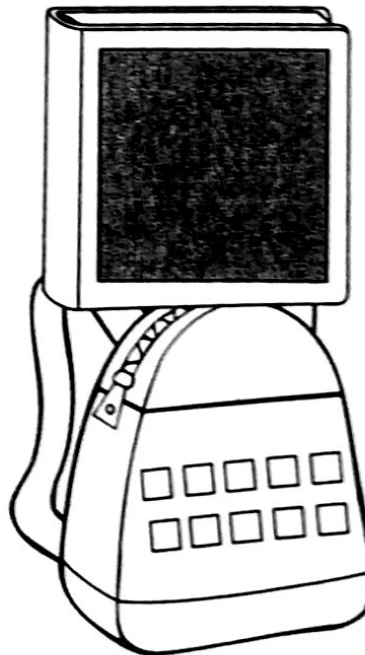
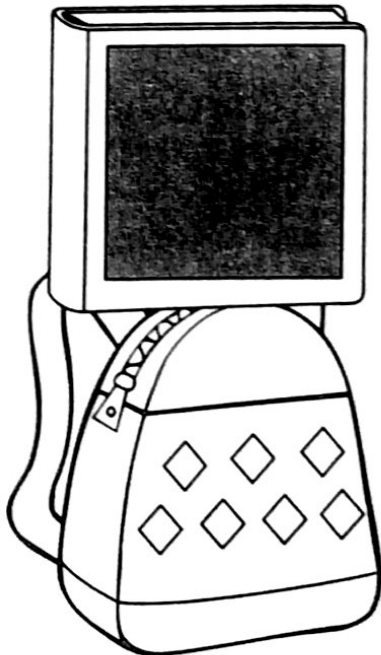
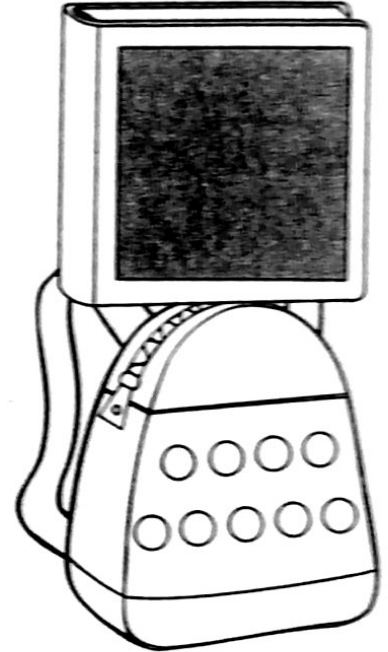
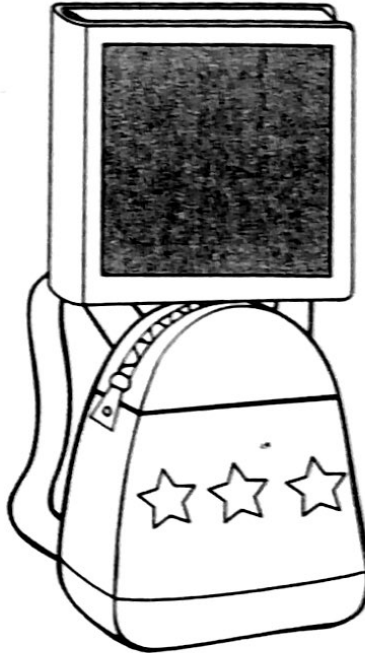
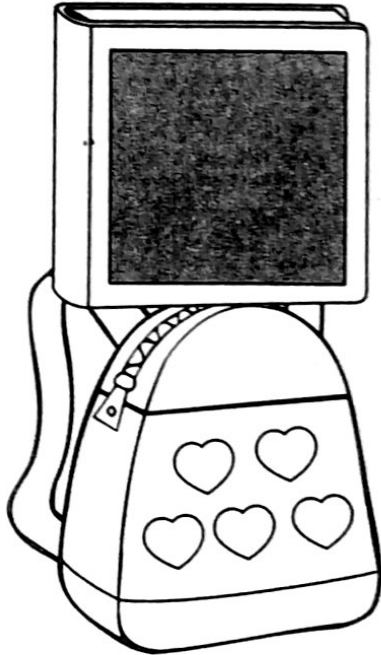
Cut.



Count.



Glue to match.



©The Mailbox® • Teacher's Helper® • TEC45044 • Aug./Sept. 2006

5

9

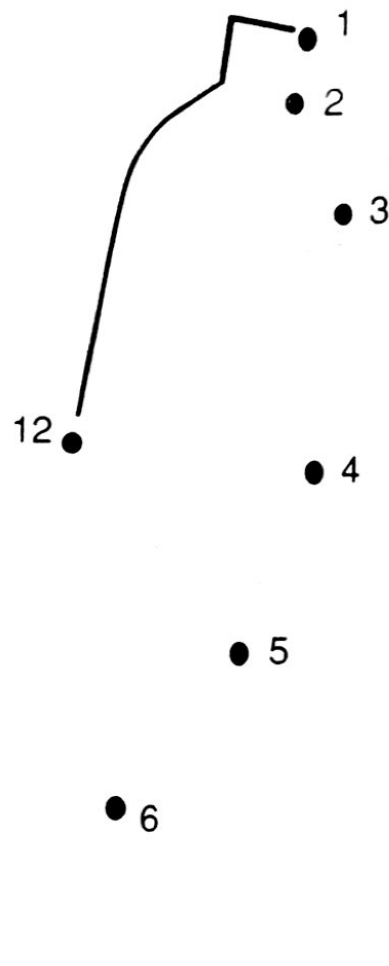
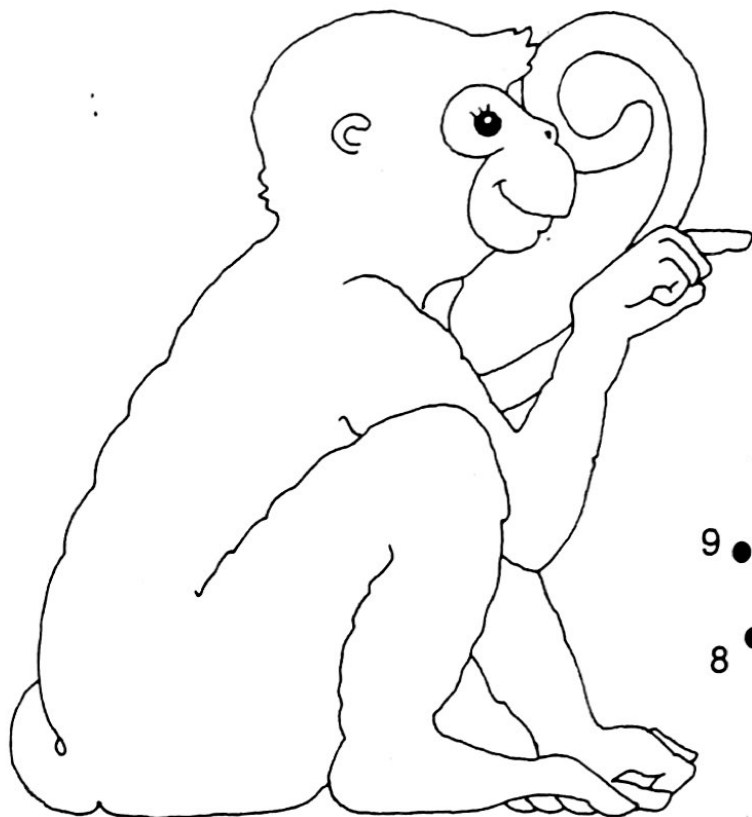
7

3


10

Monkey's Numbers

Long and yellow, very sweet.
What does Monkey love to eat?



Connect the dots from 1 to 12.



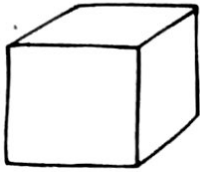
Trace the numerals.

1	2	3	4	5	6
7	8	9	10	11	12

Find the Solid Shape

Color each object that has the same shape.

A.




cube



B.




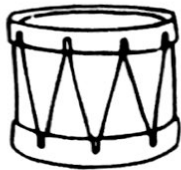
rectangular prism



C.



cylinder



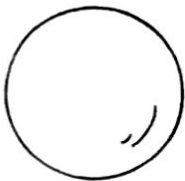
D.



cone



E.



sphere




Name _____

Review:
uppercase letters



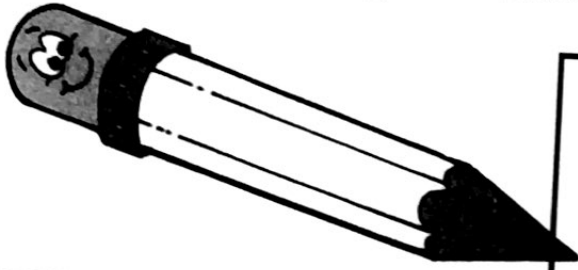
ABC Picture

Connect the dots in ABC order to find the hidden picture.
Tell a story about the picture.

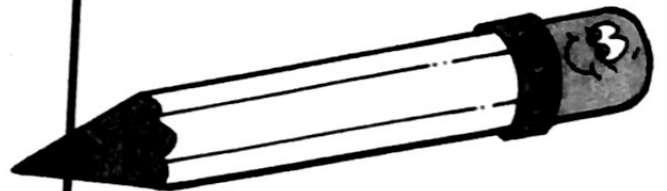


Write It Right!

Write the missing lowercase letters.



		a		c
d				h
				m
n				
				w
	y			






Name _____



7, 8 ... Time to Skate

Color each group of 7 red.

Color each group of 8 yellow.






Going to the Market



Count. Write how many. Color each fruit with 9.






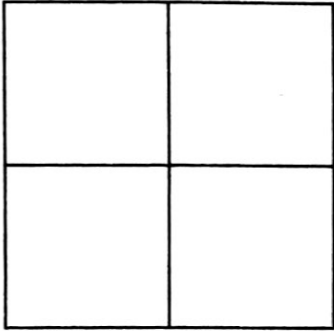




On another sheet of paper, draw 9 pieces of your favorite fruit.

1

How many  ? _____



2

Write the missing numbers.

3 4 _____

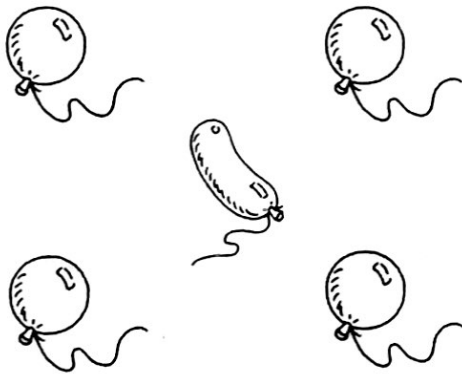
_____ 8 9

6 _____ 8

3


How many  ? _____

How many  ? _____




4


How many  ? _____





1. How many dots?





2



















2. Now you draw the dots.




2




3




4



5




6



7



8



9

Patterns with Numbers

Directions: Look at each line of number patterns. Write the missing number on each line to complete the pattern.

1.

0 1 0 1 0

2.

6 7 8 7 8

3.

3 4 3 4 4

4.


9 8 7 9 7

5.

 2 3 1 2 3

6.

5 6 5 6 7



Title

By

Your Name

My favorite part is