



# I read at home!



Name \_\_\_\_\_

Day	Today I read...	I read to...
Monday		
Tuesday		
Wednesday		
Thursday		
Friday		
Saturday		
Sunday		

Name \_\_\_\_\_

Rainbow trace.

the

Trace.

the

the

the

\_\_\_\_\_

-----

\_\_\_\_\_

\_\_\_\_\_

-----

\_\_\_\_\_

\_\_\_\_\_

-----

\_\_\_\_\_

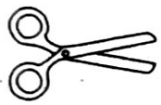

Glue.			
-------	--	--	--

Cut letters \_\_\_\_\_

e h t

# Paws and Claws

Rimes




Cut.



Match the ending sound.

Glue.



©The Education Center, Inc. • Teacher's Helper® • TEC8677 • April/May/June 2000



# Patterns with Numbers

**Directions:** Look at each line of number patterns. Write the missing number on each line to complete the pattern.

1. 0 1 0 1 0         

2. 6 7 8          7 8

3. 3          4 3 4 4

4. 9 8 7 9          7

5.          2 3 1 2 3

6. 5 6          5 6 7

Read, trace, and write the word.

Name: \_\_\_\_\_

like

like

\_\_\_\_\_

Read the sentences, and write the correct words in the spaces.




I \_\_\_\_\_ the \_\_\_\_\_.

man like



I \_\_\_\_\_ the \_\_\_\_\_.

like sun



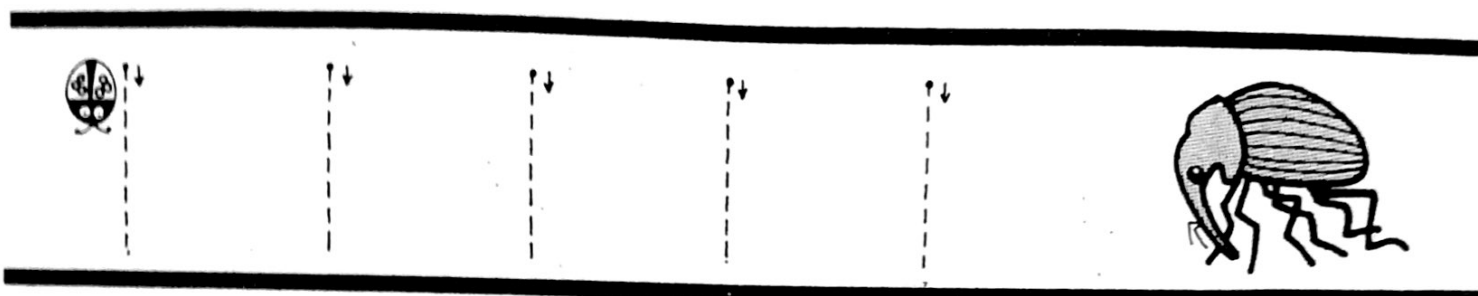
Read the words. Color the boxes with the above word in them.



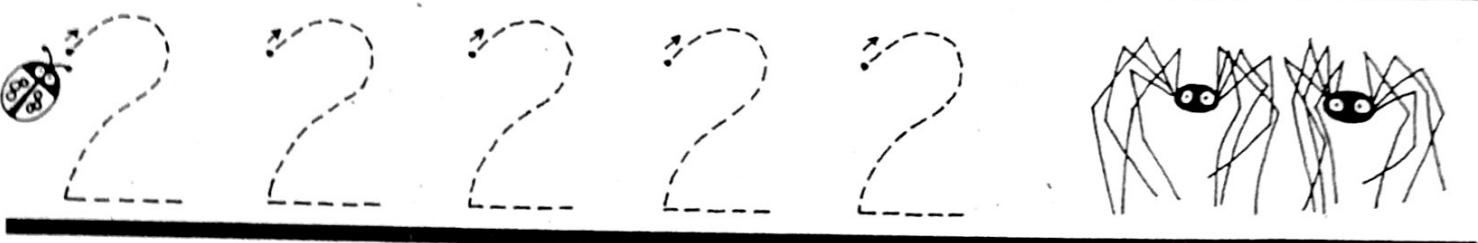
like	look	lot	like	let
lit	like	lick	lit	like
like	lot	like	look	kit

Follow the ladybug's trail with your crayon to make numbers. Then count the bugs at the end of each row.


1



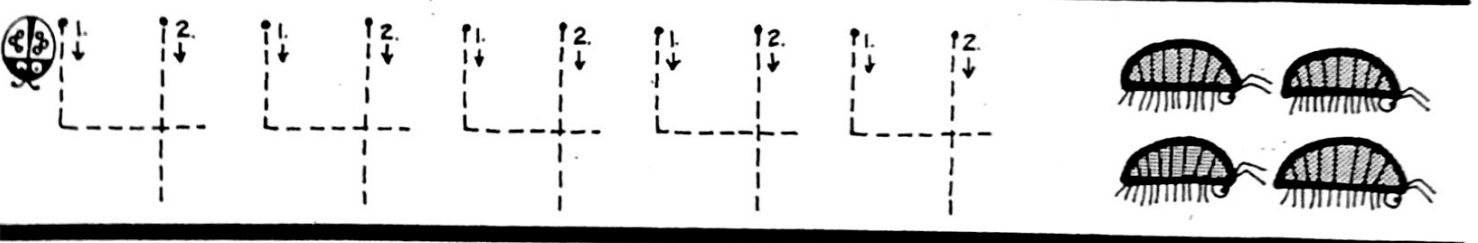
2



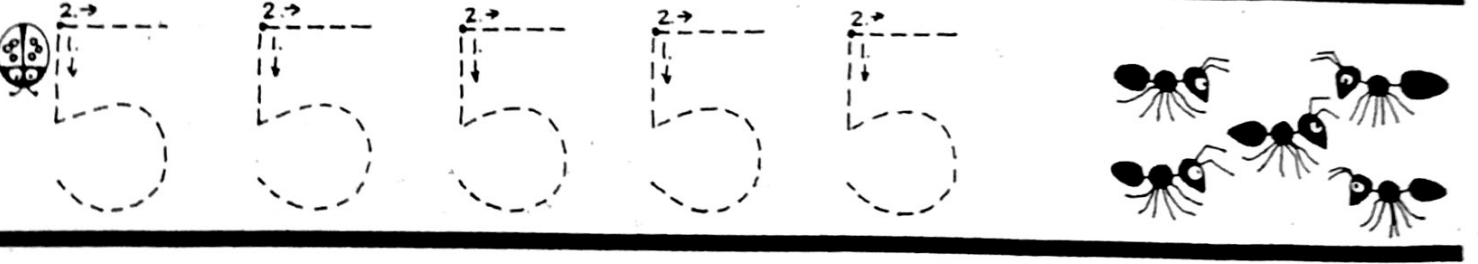
3



4



5



**Note to Parents:** Before having your child do this page, help him or her practice making numerals in the air, on sidewalks or driveways with a water-dipped brush, and/or freehand on a large piece of paper. Have your child start at the top and follow the arrows. Rhymes and rhythms will help him or her remember: 1 zooms straight down; 5 is down, around, and put on a hat.

Count each set. Circle the right number in each box.



2 3

2 3

2 3

2 3

2 3

3 2

3 2

3 2

2 3

3 2


2 3



green

yellow





orange





Name \_\_\_\_\_

Count the sets. Write the correct number in the box at the end of each row. Color.








# Same Sound

Circle the pictures that begin with the same sound as



How many did you find?





CO

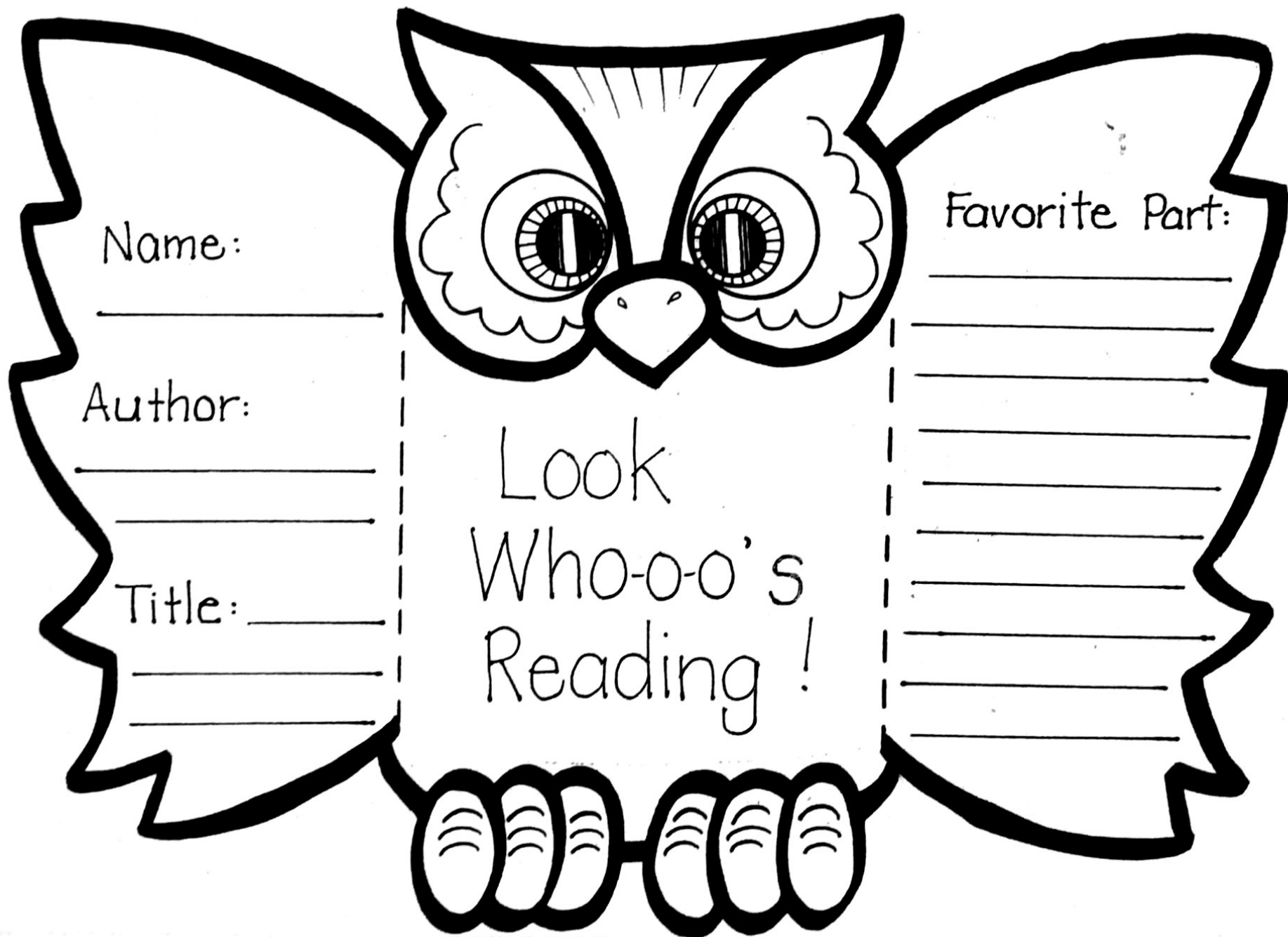
PO

O

O

P

P



Name:

\_\_\_\_\_

Author:

\_\_\_\_\_

Title:

\_\_\_\_\_

\_\_\_\_\_

\_\_\_\_\_

Favorite Part:

\_\_\_\_\_

\_\_\_\_\_

\_\_\_\_\_

\_\_\_\_\_

\_\_\_\_\_

\_\_\_\_\_

\_\_\_\_\_

\_\_\_\_\_

\_\_\_\_\_

\_\_\_\_\_

Look  
Who-o-o's  
Reading!