



I read at home!



Name _____

Day	Today I read...	I read to...
Monday		
Tuesday		
Wednesday		
Thursday		
Friday		
Saturday		
Sunday		

Name _____

Rainbow trace.

the

Trace.

the

the

the


Glue.			
-------	--	--	--

Cut letters _____


e h t

In and Out

Directions: Color the toys that are in the box.







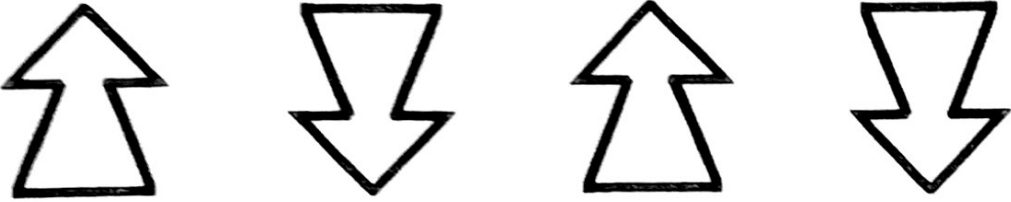





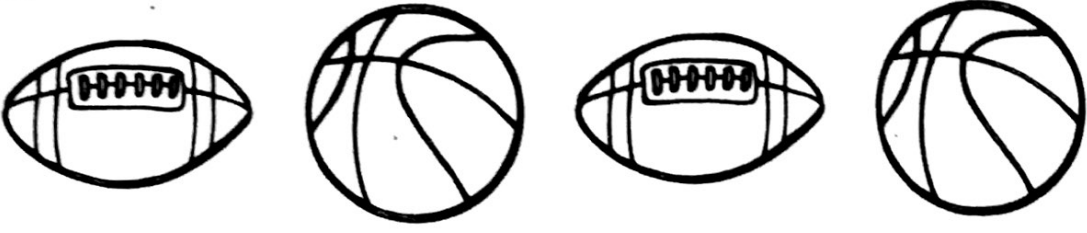




Directions: Color the toys that are out of the box.



AB Patterning

Directions: Color each pattern. Complete each pattern by coloring the picture that will come next.

1. 	 
2. 	 
3. 	 
4. 	 
5. 	 

Letter, Word, or Number?

Directions: Circle the letters. Underline the words. Put an X on the numbers.

A

dog

C

v

3

q

yes

7

no

f

—4

L

t

8

r

W









z

5


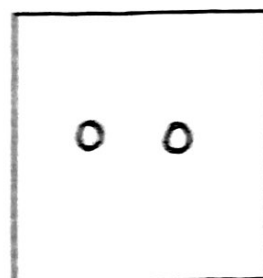
cat

2

1. How many dots?



2. Now you draw the dots.





2

3

4

5




6

7

8

9



Draw 3 red apples on the tree.






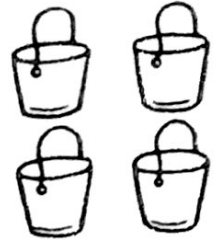


Draw 2 yellow apples on the tree.

Draw 1 green apple on the tree.

How many apples are on the tree? _____

Name _____


How many?



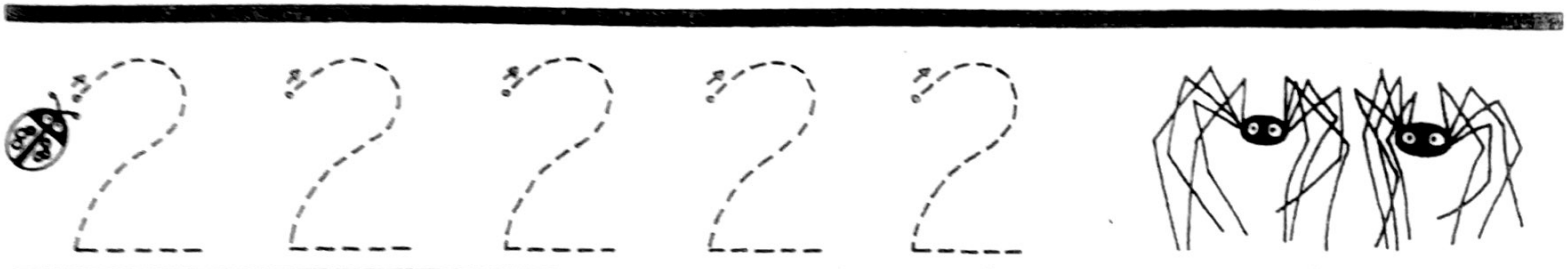
Number Bugs

Follow the ladybug's trail with your crayon to make numbers. Then count the bugs at the end of each row.


1 1 1 1 1



2 2 2 2 2



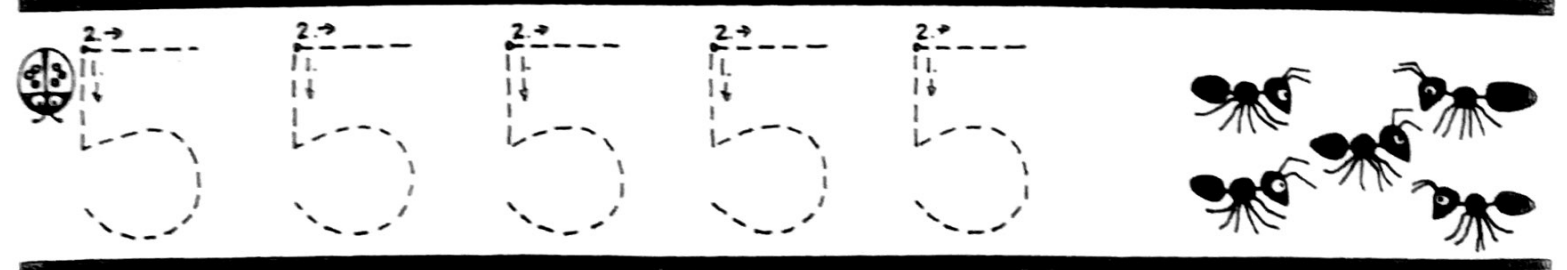
3 3 3 3 3



4 4 4 4 4



5 5 5 5 5



Note to Parents: Before having your child do this page, help him or her practice making numerals in the air, on sidewalks or driveways with a water-dipped brush, and/or freehand on a large piece of paper. Have your child start at the top and follow the arrows. Rhymes and rhythms will help him or her remember: 1 zooms straight down; 5 is down, around, and put on a hat

Name _____

Find the letters. Color numbers red.
Color them green. Color shapes yellow.



Scattered across the page are various letters, numbers, and shapes for identification and coloring:

- Letters: n, p, m, r, c, s, x, k, a, 1, d, 6, i, 7, w, 8, h, t
- Numbers: 4, 3, 2, 5
- Shapes: hexagon, diamond, square, trapezoid, star, fish, arrow, clover

Book Report

Name _____

Title _____

Author _____

Favorite Part:

dictate to you

FINISH LINE