



I read at home!



Name _____

Day	Today I read...	I read to...
Monday		
Tuesday		
Wednesday		
Thursday		
Friday		
Saturday		
Sunday		

▶ Review

Instructions

Directions: Look at each sentence. Listen as I read them. Underline the capital letter and circle the end mark. When students are done, read the sentences again and ask if it is a statement or a question.

1. She kicked the ball.
2. Did you eat lunch?
3. Are they home?
4. I talked to Sam.
5. Eric likes trains.
6. Where is Carol?

Write a sentence that tells something.

7.

Write a sentence that asks a question.

8.

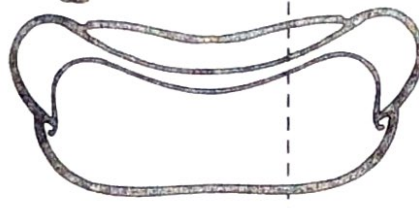
Equal Pieces



We can cut **whole** things to make **equal** pieces.

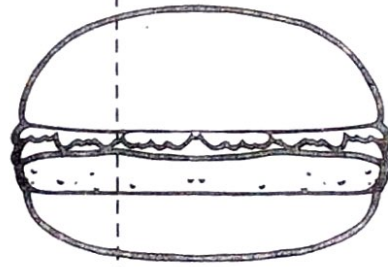
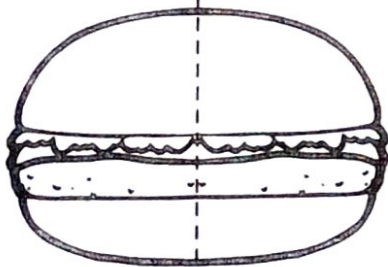
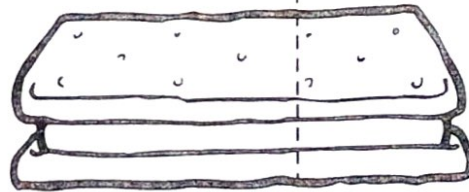
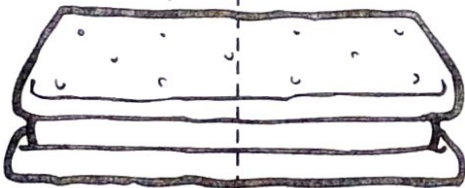
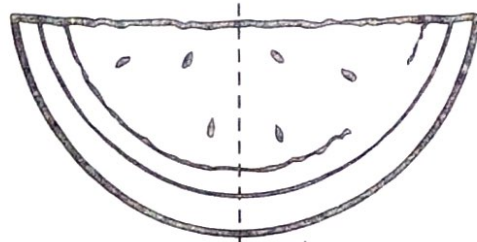
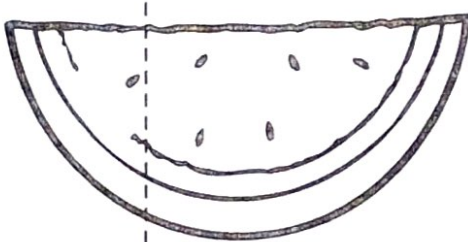


equal




not equal

Color each food that's divided **equally**.



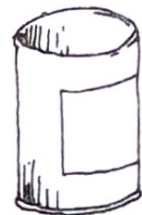

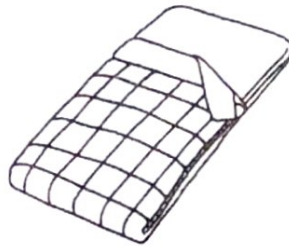

Draw a line to show two **equal** pieces.



Identifying Rhyming Words

Lesson 1.55b

- Circle the word that rhymes with the word in the box at the beginning of each row.
- Ask a partner the question: **What rhymes with _____?**


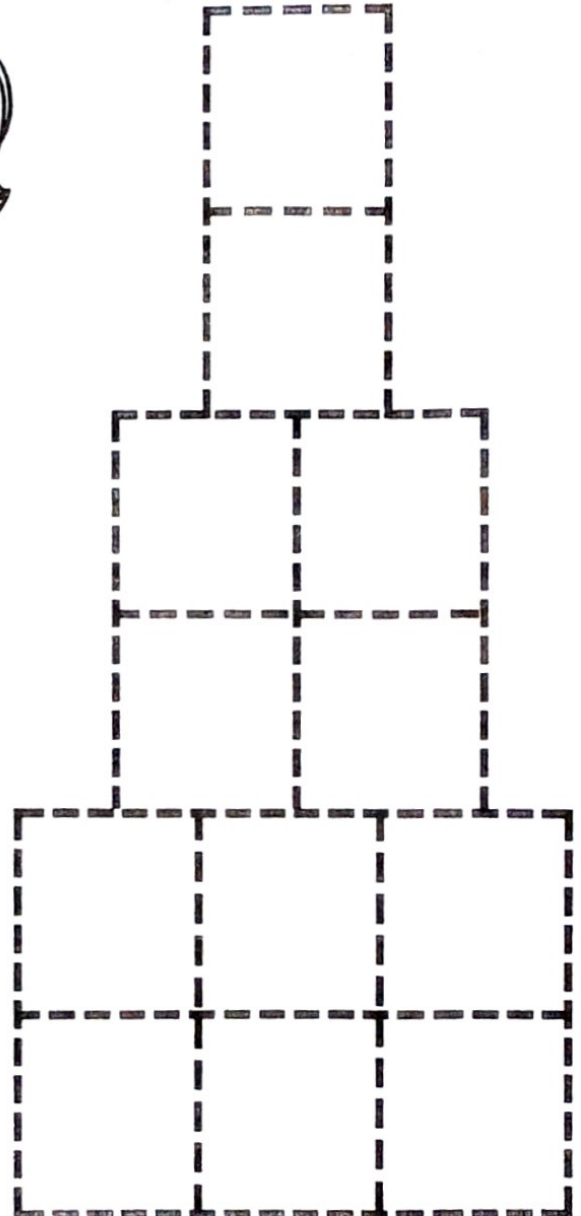



ELD Standard
Demonstrate understanding of sound-symbol relationships.
ELA Standard
Create and state a series of rhyming words.

Name _____


Building Castles

Cut and paste to make a castle that is the same.



Name _____


Cut out the numbers. Count by 10's and paste the numbers on the stars in the correct order.



90
10
30
20
70
50
80
60

Sam in a Pan

1. Sam is in a pan.
2. It is a tin pan.
3. Sam is in a tin pan.



★Activity★

Tell what Sam does in the pan.



Find

Circle: C and c

Underline: to like

Cats

Cats like to play.

Cats like to sleep.

Cats like to climb.

I like to _____.




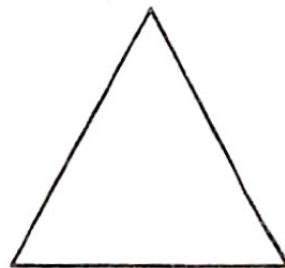

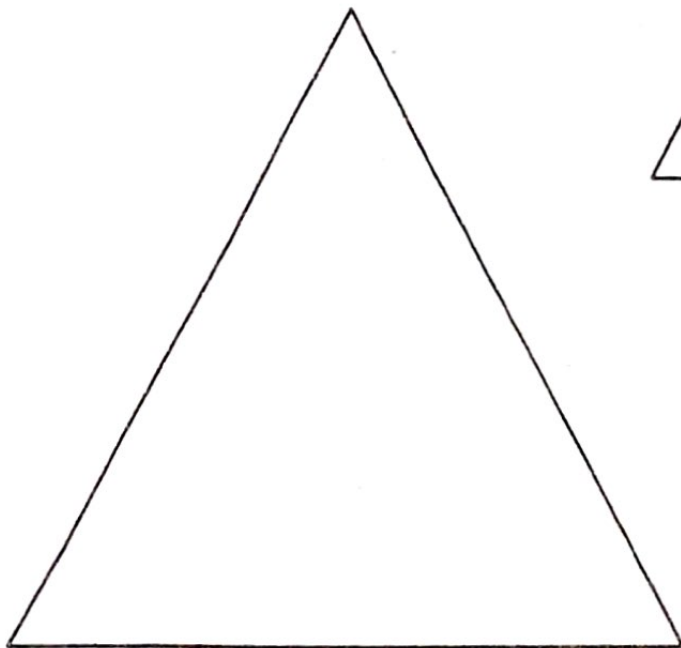


Trace each word and then write it two times.

to

like

Divide each shape into 2 equal halves.





Find

Circle: ○ and ○

Underline: on is

The Octopus

The octopus is on a rock.

The octopus is on a ship.

The octopus is on _____.



Trace each word and then write it two times.

on

is

► Words That Show Action




Directions Listen as I read each sentence. Underline the word that shows action.

1. We walk to the library.
2. He reads after dinner.
3. I ride my bike with my dad.
4. She looks for her coat.
5. They jump rope at recess.
6. We listen to the teacher.

Copyright © SRA/McGraw-Hill. Permission is granted to reproduce this page for classroom use.



1. Read the price of each toy.
2. Find the path to that amount of money.
3. Draw a line to show each path.



© Harcourt