



I read at home!



Name _____

Day	Today I read...	I read to...
Monday		
Tuesday		
Wednesday		
Thursday		
Friday		
Saturday		
Sunday		



Soup-er Reading

[Blank space for writing the book title]

Title

[Blank space for writing the author's name]

Author

Name


Date

A soup-er part:


[Four horizontal lines for writing a short review or summary]

Words in a Family


Directions: Make words in a word family by changing the beginning sound. Use the letter that is in the box at the beginning of the row.

1.  pin


w	win
t	
f	
b	

3.  jet

w	
g	
l	
m	

2.  top

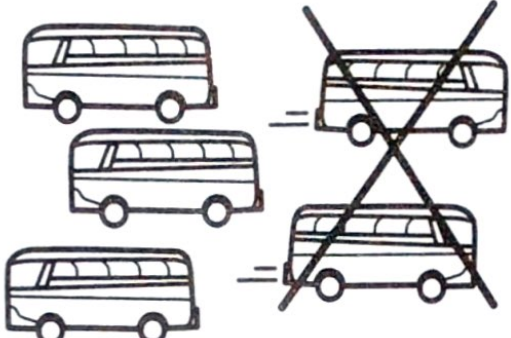
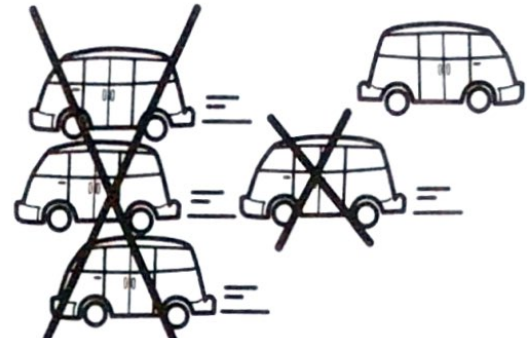
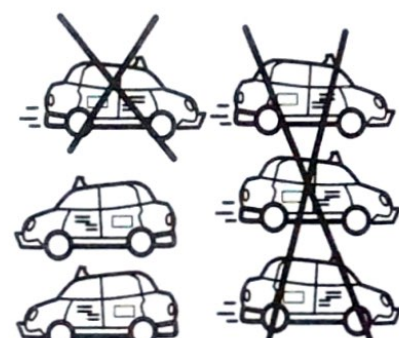

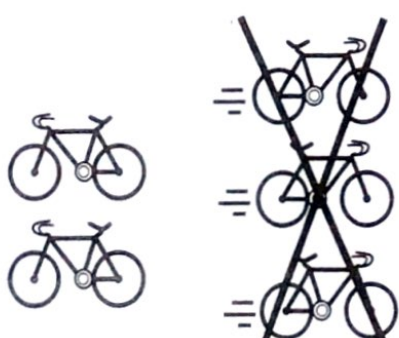

m	
h	
p	
c	

4.  mug

t	
b	
h	
j	

On the Go

Directions: Look at each picture. Write how many are left.

<p>1.</p>  <p>$5 - 2 = \square$</p>	<p>4.</p>  <p>$5 - 4 = \square$</p>
<p>2.</p>  <p>$6 - 4 = \square$</p>	<p>5.</p>  <p>$4 - 3 = \square$</p>
<p>3.</p>  <p>$5 - 3 = \square$</p>	<p>6.</p>  <p>$6 - 3 = \square$</p>

Name _____

Rainbow trace.

where

Trace.

Where

where







Glue.			
-------	--	--	--

Cut letters _____

e h w e r

Subtraction Fun

Directions: Look at each picture. Write a subtraction problem to match the picture.

<p>1.</p>  <p><input type="text"/> - <input type="text"/> = <input type="text"/></p>	<p>4.</p>  <p><input type="text"/> - <input type="text"/> = <input type="text"/></p>
<p>2.</p>  <p><input type="text"/> - <input type="text"/> = <input type="text"/></p>	<p>5.</p>  <p><input type="text"/> - <input type="text"/> = <input type="text"/></p>
<p>3.</p>  <p><input type="text"/> - <input type="text"/> = <input type="text"/></p>	<p>6.</p>  <p><input type="text"/> - <input type="text"/> = <input type="text"/></p>

Read, trace, and write the word.

Name: _____

me

me

Read each sentence, and draw a picture to show what it means.
Then circle the word in each sentence.



The dog bit me!

The box is for me.

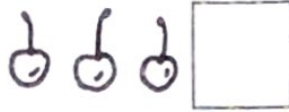
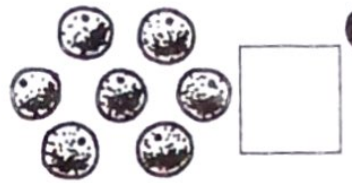



Write a sentence using the word above.
Then draw a picture to show what your sentence means.



Write the number.


3.



Fill in the graph.

4.

How Many Pieces of Fruit?




★ Test Prep

How many bananas? Mark the space under your answer.

5

How many?



1


2

3

How Long?

Directions: Measure how many cubes long each object is. Write the number.

1.



_____ cubes

2.



_____ cubes

3.



_____ cubes

4.




_____ cubes

5.



_____ cubes

Fill in the missing numbers. Addition and Subtraction.



$2 + 3 = \underline{\quad}$

$5 - 3 = \underline{\quad}$

$3 + 2 = \underline{\quad}$

$5 - 2 = \underline{\quad}$

$5 + 0 = \underline{\quad}$

$5 - 0 = \underline{\quad}$

$0 + 5 = \underline{\quad}$

$5 - 5 = \underline{\quad}$

$1 + 4 = \underline{\quad}$

$5 - 4 = \underline{\quad}$

$4 + 1 = \underline{\quad}$

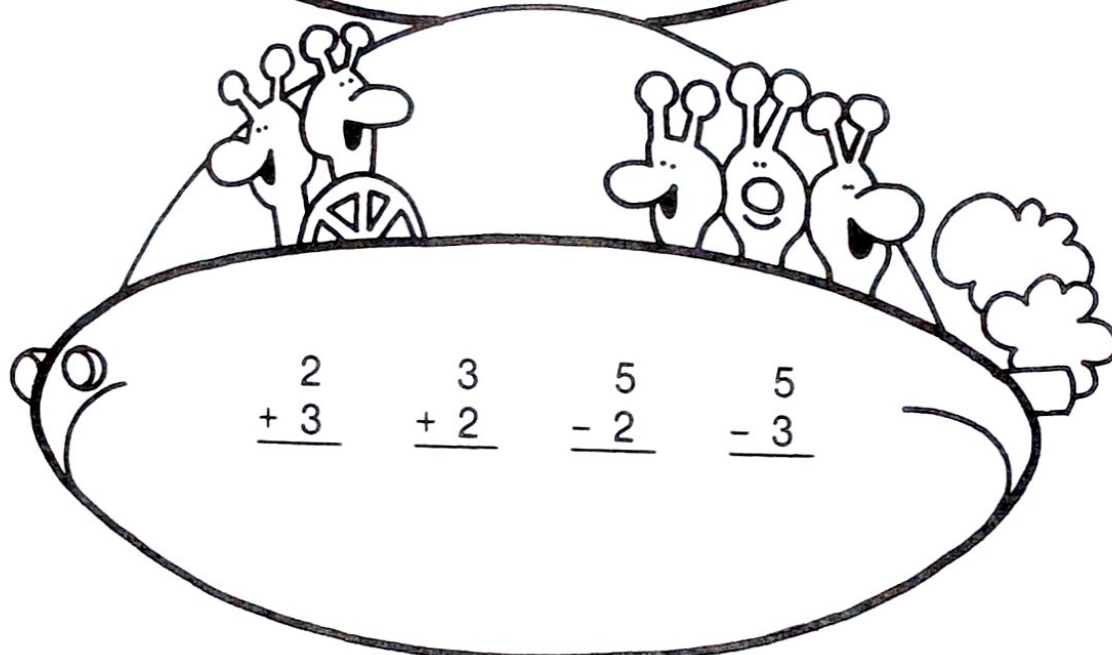
$5 - 1 = \underline{\quad}$

$5 - 2 = \underline{\quad}$

$5 - 3 = \underline{\quad}$

$3 + 2 = \underline{\quad}$

$2 + 3 = \underline{\quad}$

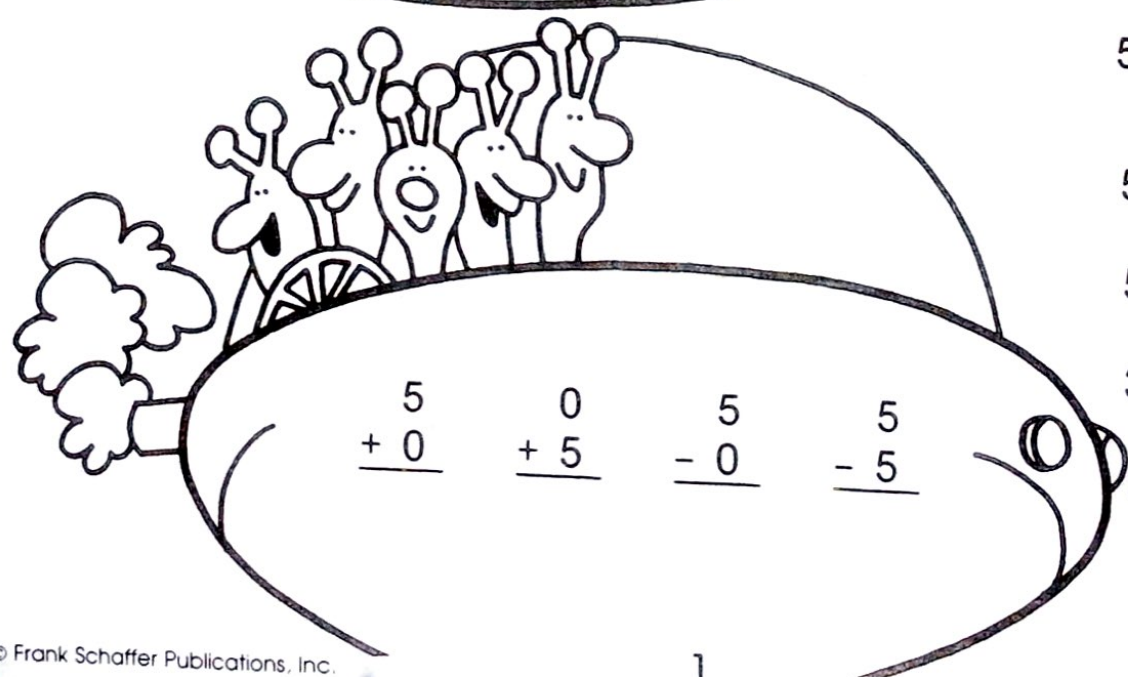


$\begin{array}{r} 2 \\ + 3 \\ \hline \end{array}$

$\begin{array}{r} 3 \\ + 2 \\ \hline \end{array}$

$\begin{array}{r} 5 \\ - 2 \\ \hline \end{array}$

$\begin{array}{r} 5 \\ - 3 \\ \hline \end{array}$



$\begin{array}{r} 5 \\ + 0 \\ \hline \end{array}$

$\begin{array}{r} 0 \\ + 5 \\ \hline \end{array}$

$\begin{array}{r} 5 \\ - 0 \\ \hline \end{array}$

$\begin{array}{r} 5 \\ - 5 \\ \hline \end{array}$

Name: _____


Draw 4 different ways to show the number and

addition
and/or
subtraction

30

write the
"number
sentence."

Ideas: tally marks, ten frames, coins, clocks, dominoes, fingers...



$$10 + 10 + 10 = 30$$



$$25 + \underline{\quad} = \underline{\quad}$$

Name _____

Initial Consonant: z



Which ones begin with z? Color them orange. Color the others blue.
