



# I read at home!



Name \_\_\_\_\_

Day	Today I read...	I read to...
Monday		
Tuesday		
Wednesday		
Thursday		
Friday		
Saturday		
Sunday		

Name \_\_\_\_\_

Rainbow trace.

what

Trace.

What

what

\_\_\_\_\_

\_\_\_\_\_

\_\_\_\_\_

Glue.			
-------	--	--	--

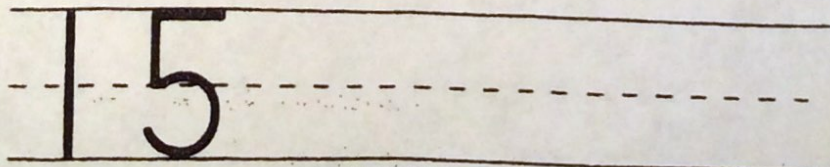
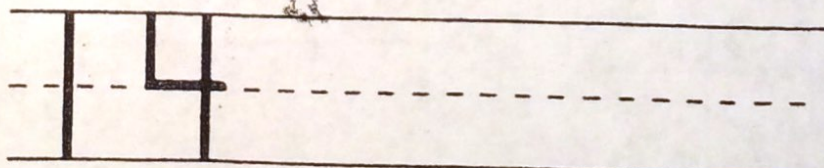
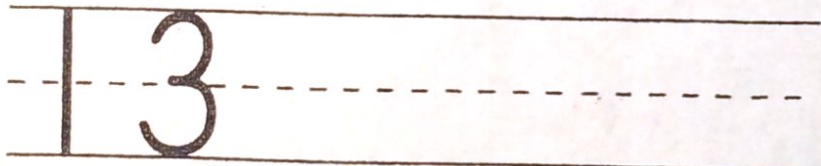
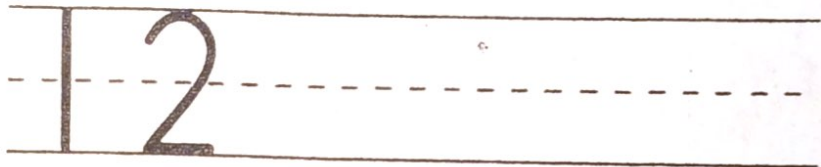
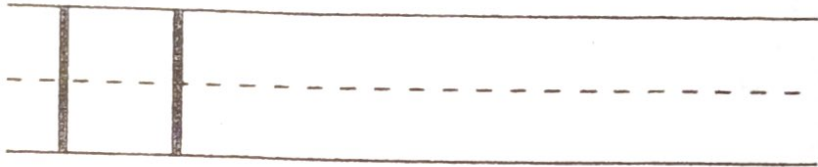
\_\_\_\_\_ Cut out letters \_\_\_\_\_

h a t w

Name \_\_\_\_\_

**Recording Sheet C-1**

Show each number with dots.  
Practice writing each number.





# Larger and Smaller Numbers.

Color the box with the smaller number.

12	13
----	----

5	7
---	---

10	9
----	---

8	3
---	---

6	4
---	---

Color the box with the larger number.

6	9
---	---

15	14
----	----

10	5
----	---

10	11
----	----

5	8
---	---

Read, trace, and write the word.

Name: \_\_\_\_\_

do

do

\_\_\_\_\_

-----

\_\_\_\_\_

Read each sentence, and draw a picture to show what it means.  
Then circle the word in each sentence.



I do like you!

Do you like to run?



Write a sentence using the word above.  
Then draw a picture to show what your sentence means.



\_\_\_\_\_

-----


\_\_\_\_\_

Name the picture.  
Circle the picture if it begins  
with the sound you hear at  
the beginning of **boy**.

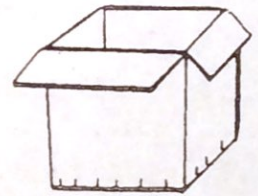



boy

1.



2.



3.



Name: \_\_\_\_\_

Draw 4 different ways  
to show the number.



Ideas: tally marks, ten frames, coins, clocks, dominoes, fingers...


Read, trace, and write the word.

Name: \_\_\_\_\_

do

do

do

Read the sentences, and write the correct words in the spaces.



I can

\_\_\_\_\_

it!



do

not

I

\_\_\_\_\_


it!



can

do

Read the words. Color the boxes with the above word in them.



do

to

do

dot

do

at

do

to

do

to

to

do

dot

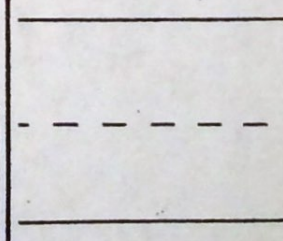
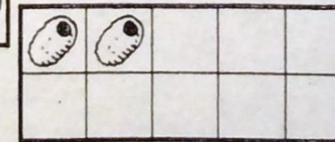
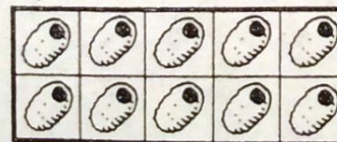
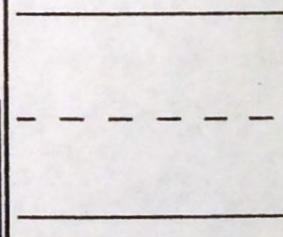
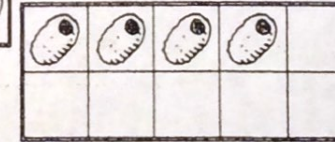
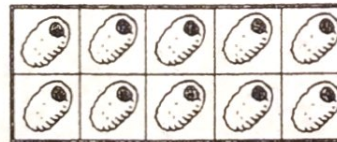
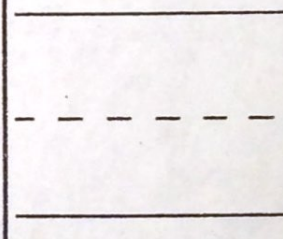
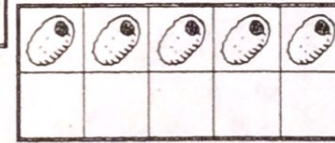
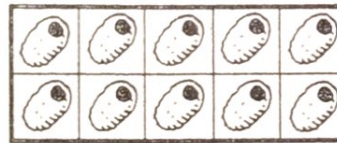
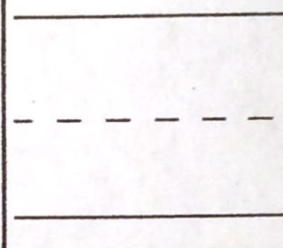
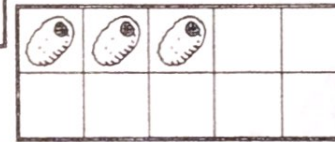
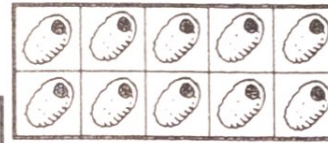
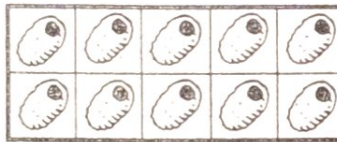
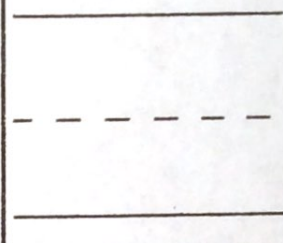
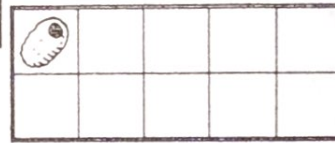
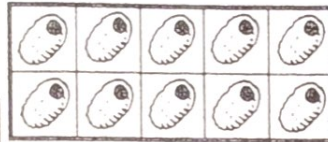
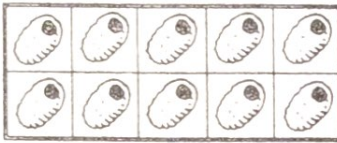

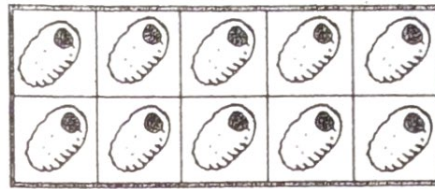
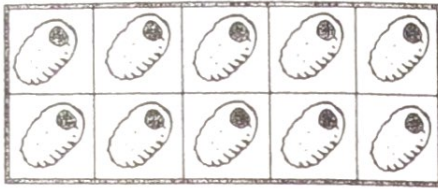
to

dot





# Build and Identify 21 Through 25



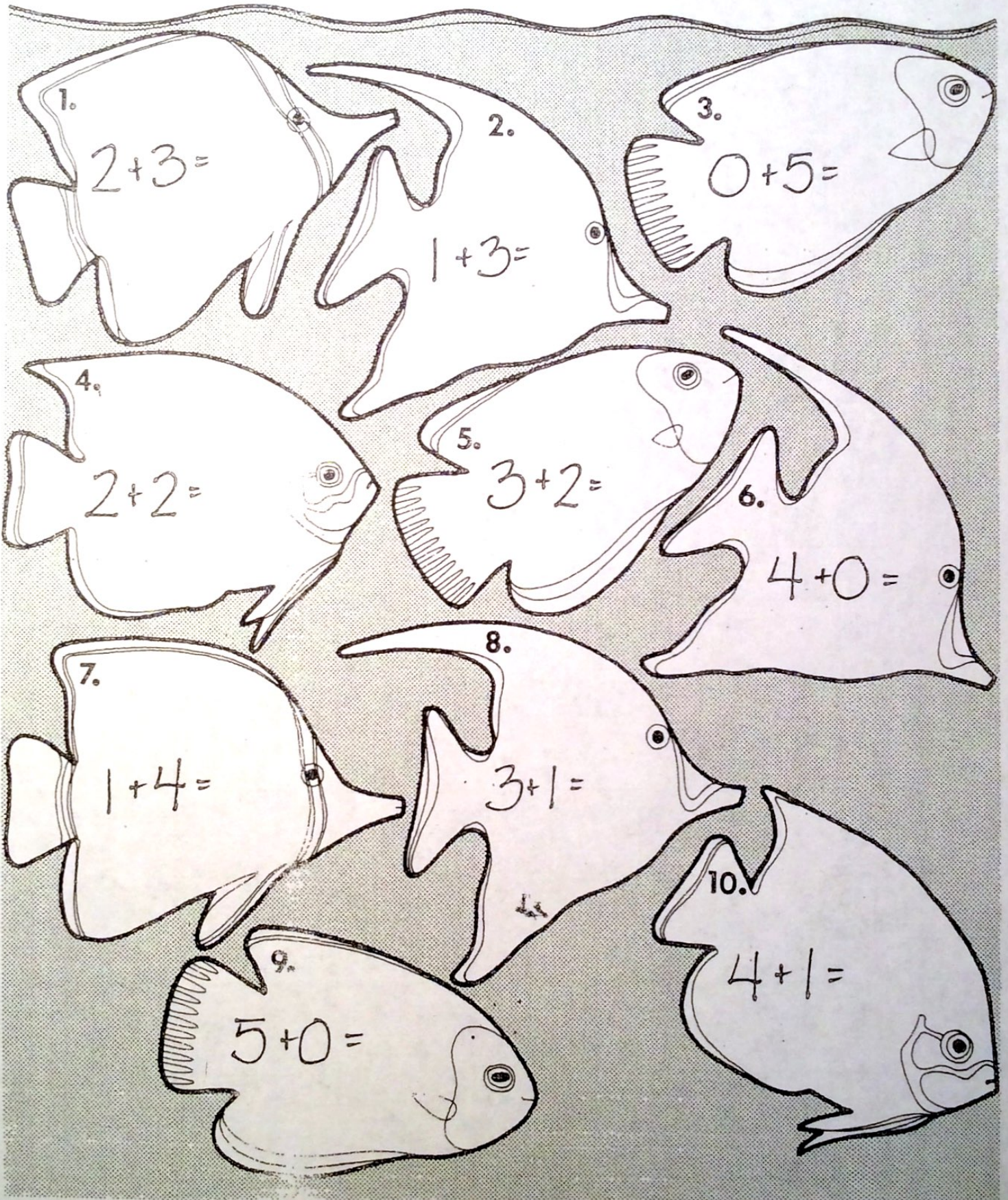
© Harcourt

Count the beads and write the number.

5 = green

Name \_\_\_\_\_

# Fantastic Fish



## Think Green!

 Color. Cut out the counters below.

Add.

 Write the sum.

$2 + 6 = \underline{\quad}$

$3 + 4 = \underline{\quad}$

$1 + 9 = \underline{\quad}$

$4 + 4 = \underline{\quad}$

$7 + 2 = \underline{\quad}$

$3 + 3 = \underline{\quad}$

$6 + 1 = \underline{\quad}$



$5 + 3 = \underline{\quad}$

$4 + 5 = \underline{\quad}$

$8 + 0 = \underline{\quad}$

# Book Report

Name: \_\_\_\_\_  
Title: \_\_\_\_\_  
Author: \_\_\_\_\_  
Illustrator: \_\_\_\_\_

Tell the story.

Beginning: \_\_\_\_\_  
\_\_\_\_\_

Middle: \_\_\_\_\_  
\_\_\_\_\_

End: \_\_\_\_\_  
\_\_\_\_\_