



I read at home!



Name _____

Day	Today I read...	I read to...
Monday		
Tuesday		
Wednesday		
Thursday		
Friday		
Saturday		
Sunday		

Name _____

Rainbow trace.

you

Trace.

you

you


you


Glue.			
-------	--	--	--


_____ Cut letters _____


o y u

Name _____

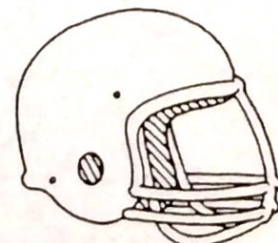
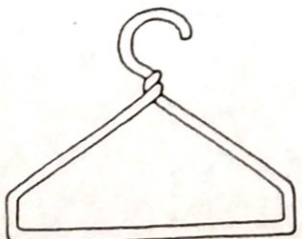
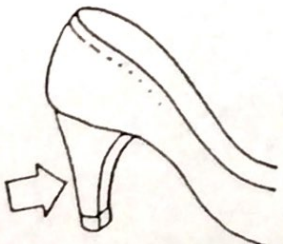
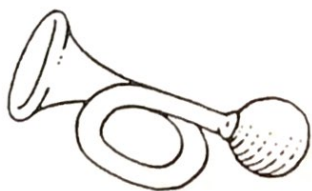
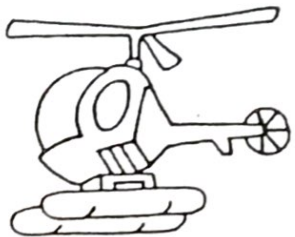
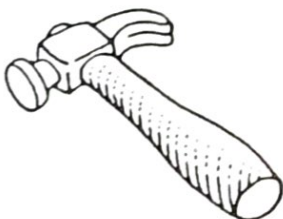


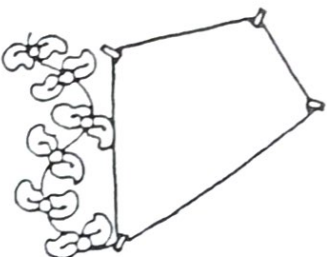


1 

2 

3 

- 1 Say each picture name.
- 2 Listen to the first sound
- 3 Color the picture if its name begins with the sound of h.





Copyright © 1988 by Random House, Inc.

12

Name _____

Count the objects on the left.
Then color the same number of objects on the right.



Read, trace, and write the word.

Name: _____

are

are


are

Read the sentences, and write the correct words in the spaces.




_____ a bee.

are You




_____ men.

They are



Read the words. Color the boxes with the above word in them.



are	ant	an	are	and
and	are	are	on	are
are	an	art	and	art

Name _____



Goodies to Go







Count.  Write.



 Color each set that has **more**.


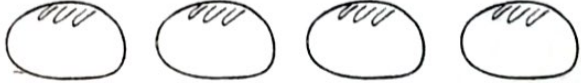




	_____
	_____

	_____
	_____



	_____
	_____

	_____
	_____

	_____
	_____

	_____
	_____







Color the pictures that begin with H. H-20



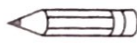
Ready, Set, Stamp




 Color the set that shows **less**.



	
	
	

So Many Strawberries



 Write how many in the set.

Add.







 + =



 + =



 + =



 + =



 + =

 + =

 + =

 + =

Biggest and Smallest

Directions: Color the biggest object in each row. Circle the smallest object in each row.


1.



2.



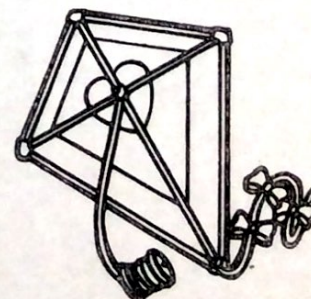
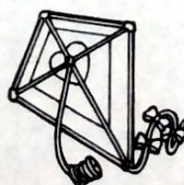
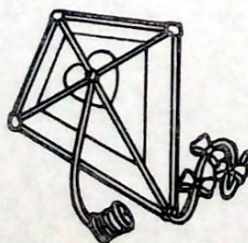
3.







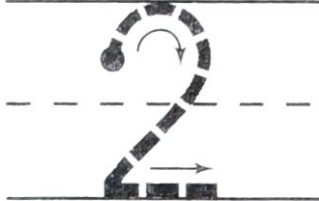
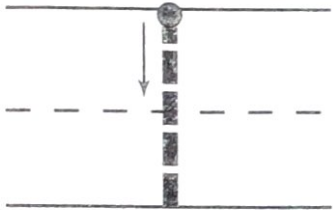
4.




5.



First, Next, Last



★ Write 1, 2, 3 to show what happens first, next, and last.



Name: _____

Title: _____

Author: _____

Favorite Part: _____

1st

Blue
Ribbon
Book