

I read at home!



Name _____


Day	Today I read...	I read to...
Monday		
Tuesday		
Wednesday		
Thursday		
Friday		
Saturday		
Sunday		

Note: Cut and paste the pictures that start with the sound of the letter h.


Name _____

The Hen

Hh



paste	paste	paste	paste	paste
-------	-------	-------	-------	-------



Read, trace, and write the word.

Name: _____

are


are

Read the sentences, and write the correct words in the spaces.




_____ a bee.

are You




_____ men.

They are



Read the words. Color the boxes with the above word in them.



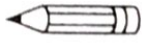
are	ant	an	are	and
and	are	are	on	are
are	an	art	and	art

Name _____


T
Comparir






Goodies to Go






















Count.  Write.







 Color each set that has **more**.












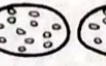
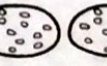




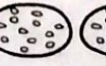

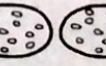


			_____
			_____

				_____	
					_____

				_____		
						_____






					_____
					_____

			_____	
				_____

						_____	
							_____






One More

Directions: Count the objects in each set. Draw a set with **one more** in the box on the right.

<p>1.</p> 	
<p>2.</p> 	
<p>3.</p> 	
<p>4.</p> 	
<p>5.</p> 	

One Less

Directions: Count the objects in each set. Draw a set with **one less** in the box on the right.

1. 	
2. 	
3. 	
4. 	
5. 	

Name _____

Review Numbers to 20

Use tens and ones. Count the dots.
Write the number of dots in all.

1.

●	●
●	●
●	●
●	●
●	●

2.

●	●
●	●
●	●
●	●
●	●

●	

3.

●	●
●	●
●	●
●	●
●	●

●	●

4.

●	●
●	●
●	●
●	●
●	●

●	

5.

●	●
●	●
●	●
●	●
●	●

●	●

6.

●	●
●	●
●	●
●	●
●	●

●	

7.

●	●
●	●
●	●
●	●
●	●

8.

●	●
●	●
●	●
●	●
●	●

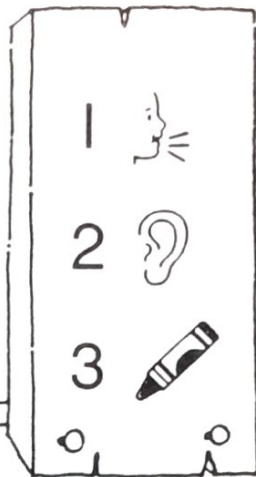

Make a February calendar.

month _____

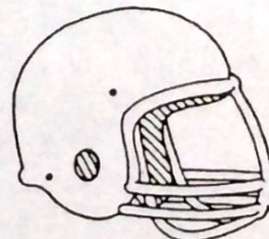

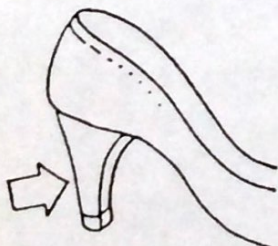
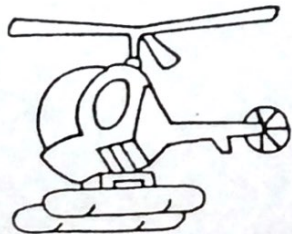


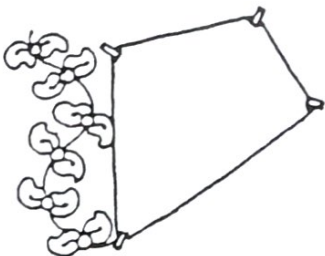
Sunday	Monday	Tuesday	Wednesday	Thursday	Friday	Saturday
						⋮
					28	

Name _____

Name _____






- 1 Say each picture name.
- 2 Listen to the first sound.
- 3 Color the picture if its name begins with the sound of h.




Name _____

Count the objects on the left.
Then color the same number of objects on the right.



Name _____

Cut out the numbers. Count by 10's and paste the numbers on the stars in the correct order.



90

10

30

20

70

50

80

60

Book Report

Name: _____

Title: _____

Author: _____

My favorite character is:

because _____

