



I read at home!



Name _____

Day	Today I read...	I read to...
Monday		
Tuesday		
Wednesday		
Thursday		
Friday		
Saturday		
Sunday		

Name _____

Rainbow trace.

are

Trace.

are

are

are

Glue.			
-------	--	--	--

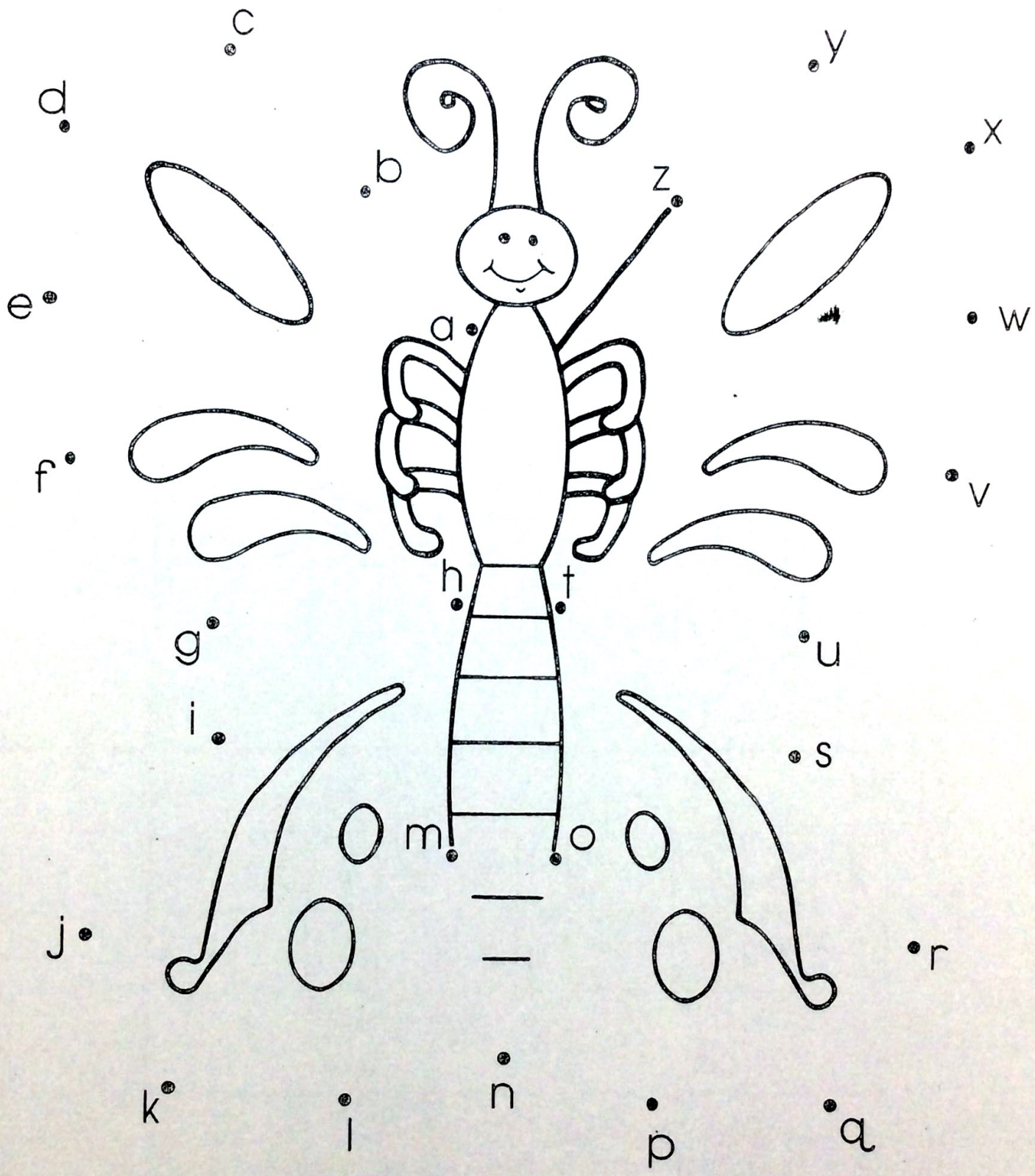
_____ Cut letters _____

r a e


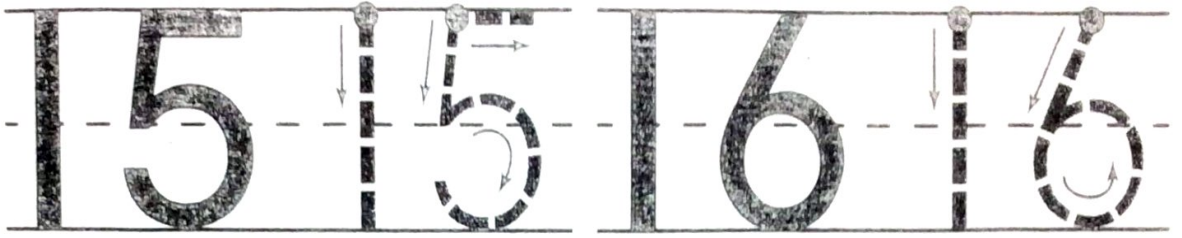
Name _____

Something Pretty

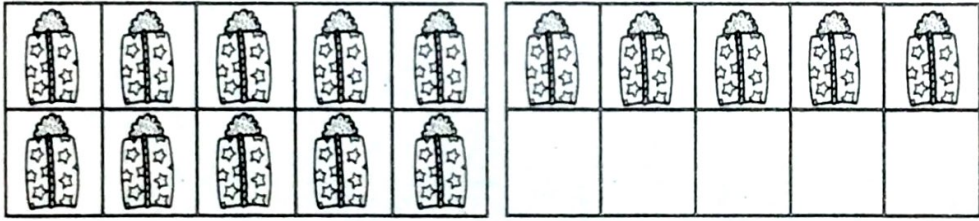

Connect the dots from a to z.



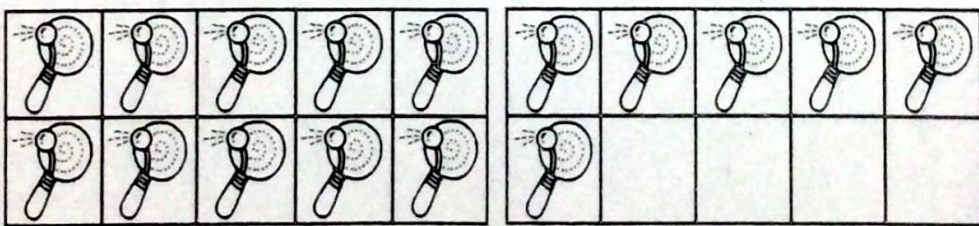

Build and Identify 15 and 16



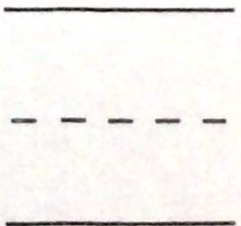
14 15 16



14 15 16



14 15 16



© Harcourt

- Trace and write the numbers.
- Count the buttons. Circle and write the number that tells how many.

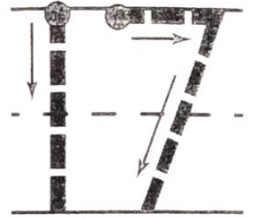
Build and Identify 17 and 18



16

17

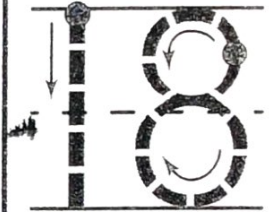
18



16

17

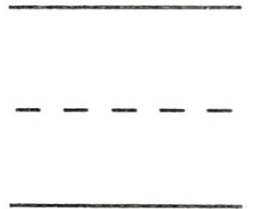
18



16

17

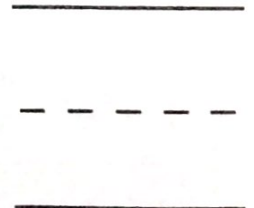
18



16

17

18




Count the instruments. Circle the number that tells how many. Trace the number.
 ★ Count the instruments. Circle the number that tells how many. Write the number.


Read, trace, and write the word.

Name: _____


are

are


Read the sentences, and write the correct words in the spaces. 

_____ a bee. 

are You

_____ men. 




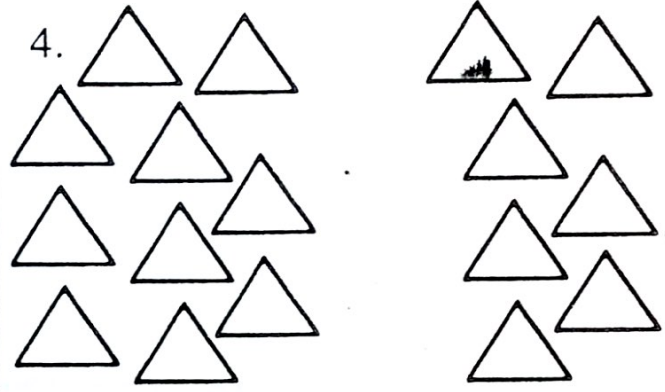

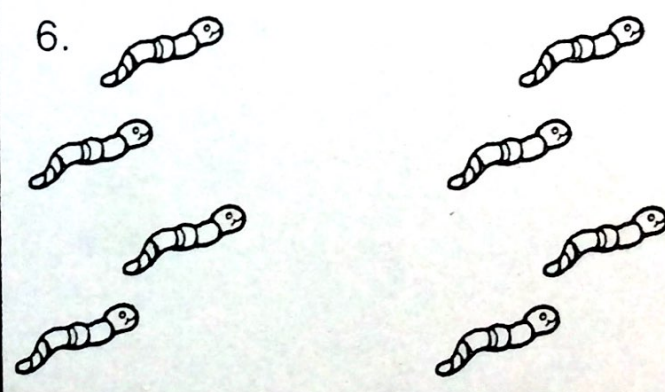
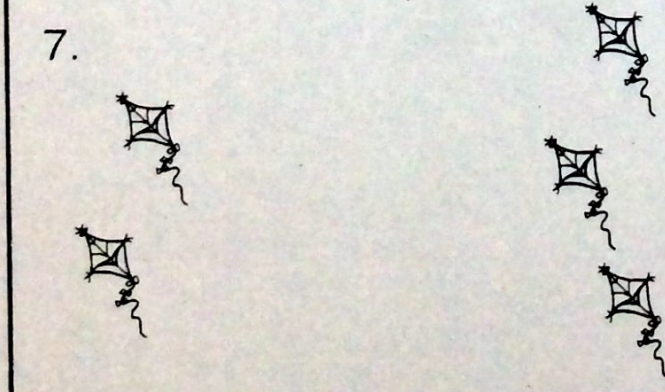

They are

Read the words. Color the boxes with the above word in them. 

are	ant	an	are	and
and	are	are	on	are
are	an	art	and	art

Which Has More?

Circle the group that has more things in it.

<p>1.</p> 	<p>2.</p> 
<p>3.</p> 	<p>4.</p> 
<p>5.</p> 	<p>6.</p> 
<p>7.</p> 	<p>8.</p> 

Draw what comes next.









1.         _____

2.         _____

3.         _____

4.         _____

5.         _____

6.         _____

7.         _____

8.         _____

So Many Hats

Color the set in each row that shows **less**.



Three identical hats with a wide brim, a flower, and a feather on top.	Four identical cowboy hats with a wide brim and a band.
Six identical baseball caps with a brim and a small emblem on the front.	Five identical hats folded in half, showing the top and side.
Six identical hats with a wide brim and a pom-pom on top.	Nine identical hats with a wide brim and a tassel hanging from the top.
Ten identical hats with a wide brim, a pom-pom, and polka dots on the side.	Twelve identical hats with a wide brim, a pom-pom, and horizontal stripes on the side.

My Room



--	--	--	--	--



--	--	--	--	--



--	--	--	--	--

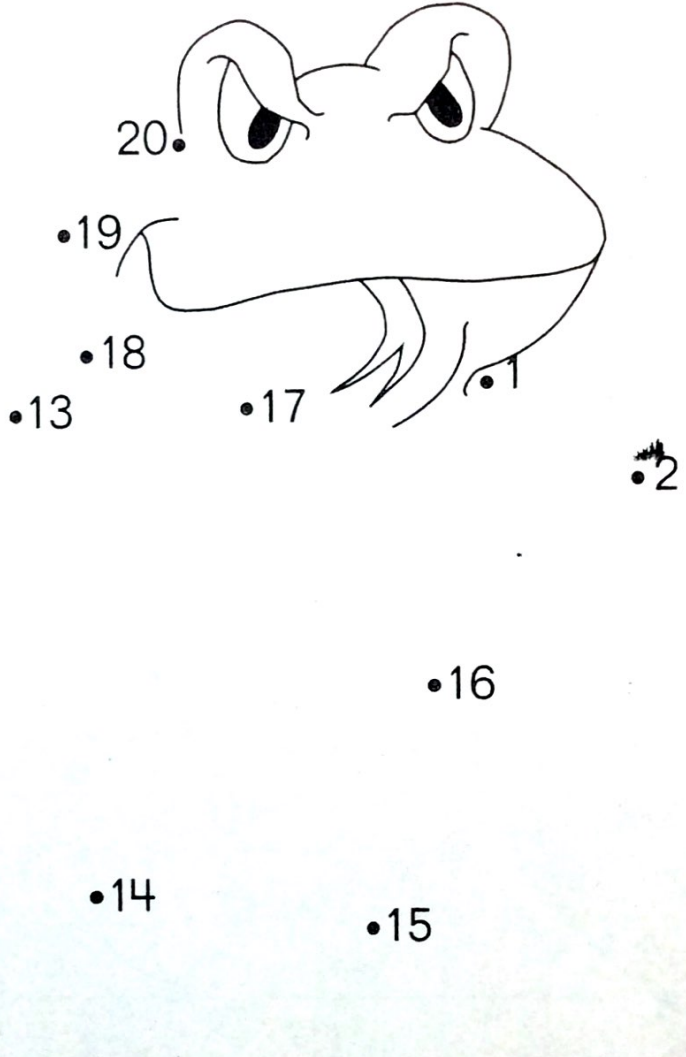


--	--	--	--	--

Color one square for each object in the room.
 Are there more shoes or lamps? Circle the row with more.
 Are there fewer windows or beds? Circle the row with fewer.


CW20 Challenge

Go dot to dot.
Start at 1.
Color.



▼ PARENT NOTE:
Follow-the-dots activities give children practice with number order and numeral recognition.

Special books make your
day... SPARKLE



Author:

Title:

Favorite character:

Because:

Name:

