



I read at home!



Name _____

Day	Today I read...	I read to...
Monday		
Tuesday		
Wednesday		
Thursday		
Friday		
Saturday		
Sunday		

Name _____

Rainbow trace.

is

Trace.

is

is

is

Three sets of handwriting lines (top solid, middle dashed, bottom solid) for practicing the word 'is'.

Glue.			
-------	--	--	--

Cut letters _____





s i

Name _____

Money
Count pennies


Every Penny Counts

Count.  Write. Trace .





The Letter O

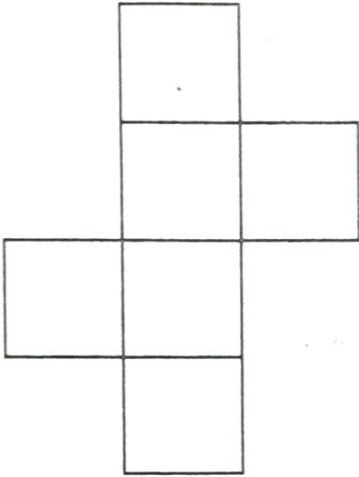
Directions: Color the pictures in the olive that begin with the letter O.



Directions: Practice printing the letters and the word.



1 How many  ? _____



2 Write the missing numbers.

5 4 _____ 2

9 _____ 7 6

10 _____ _____ 7


3 How much money is there? _____ ¢



4 How many  ? _____

How many  ? _____

How many  ? _____



Name _____

Coloring Pennies Color the right number.



14¢



13¢



12¢


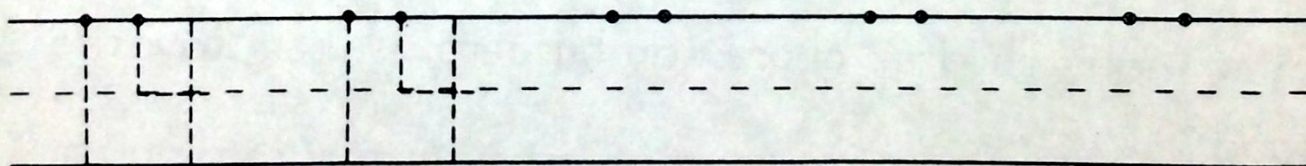

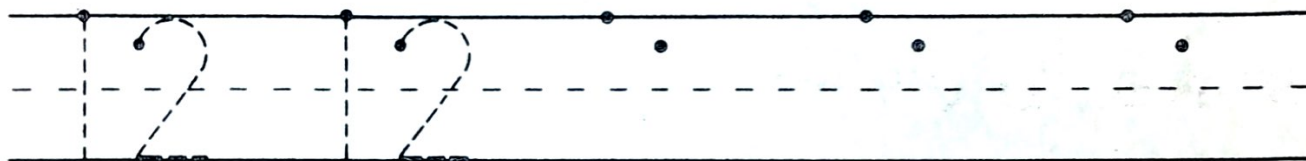

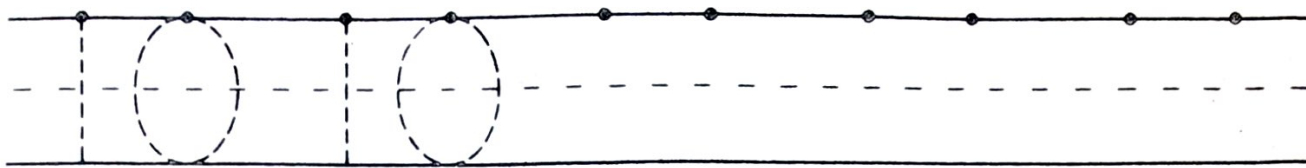


★ Read the number. Color in that many pennies.

Name _____

Teaching Resource 12

Writing Numerals




Copyright © Houghton Mifflin Company. All rights reserved.

Favorite Foods Graph

Directions: Use the graph to answer the questions.


Favorite Foods



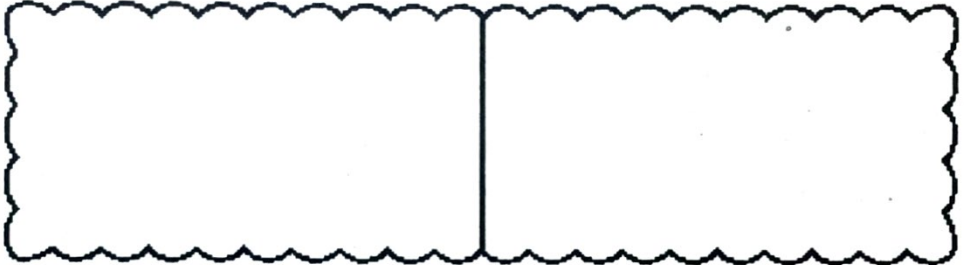
- Which food was the favorite? _____
- Which two foods did ^{an equal} the same number of children choose as their favorite? _____
- How many children chose hamburgers as their favorite food? _____
- How many children were surveyed? _____
- Which of the foods is your favorite? _____

Model Addition Stories

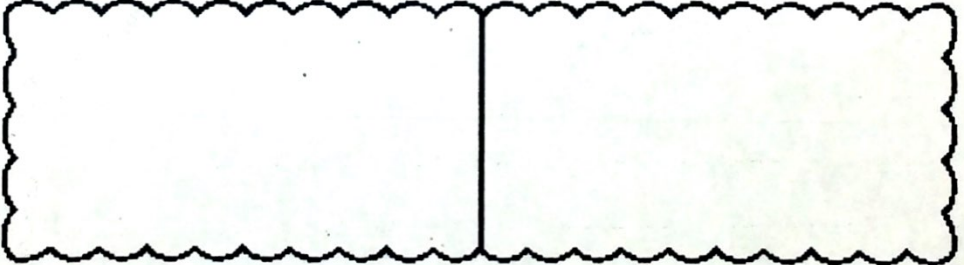
Use ● to tell a story. Draw the ●.
 Count. Write how many there are in all.

1. 


3 1 _____ in all

2. 

2 4 _____ in all

3. 

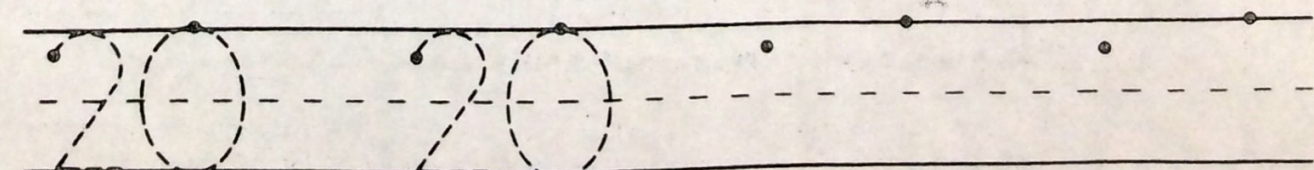
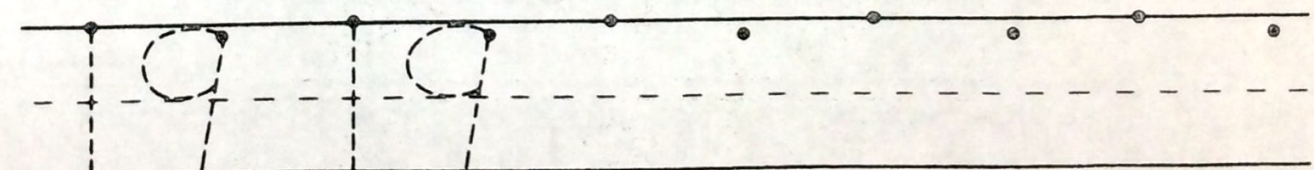
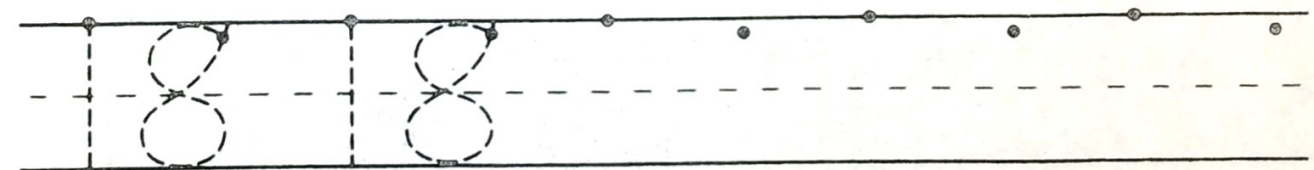
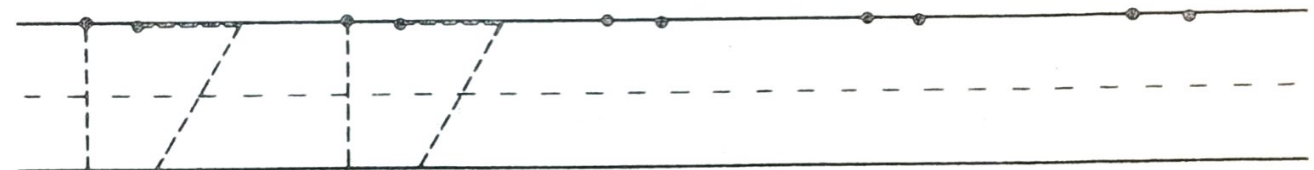
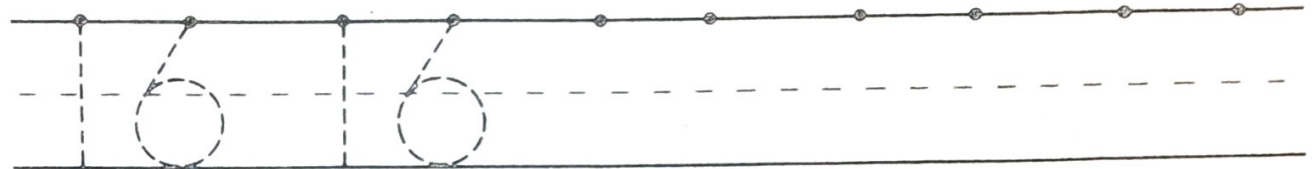
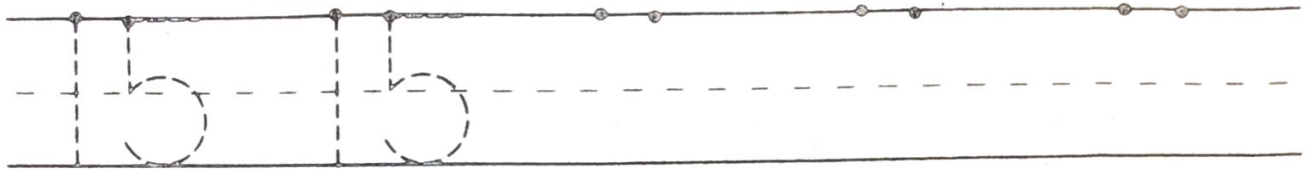
4 1 _____ in all

4. 

1 1 _____ in all

© Harcourt

Name _____




Copyright © Houghton Mifflin Company. All rights reserved.












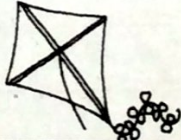






Teaching Resources

SCHOOL-HOME LINKS

Child's name _____



- Name the first picture in each row.
- Look at the other two pictures in the same row. Which one has the same beginning sound? Circle it.

January

Book Report

Looking for the setting or "place" such as the kitchen or woods or castle, where the story takes place.

NAME

Title:

Author:

My favorite place in the book is

because

Due next week with homework.