



I read at home!



Name _____

Day	Today I read...	I read to...
Monday		
Tuesday		
Wednesday		
Thursday		
Friday		
Saturday		
Sunday		

Name _____

Rainbow trace.

go

Trace.

go

go

go

Glue.

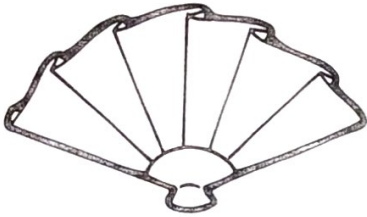
Cut letters _____

o g

Beginning or Ending Sound

Directions: Say the name for each picture. Draw a line from the picture to the nail if the word begins with the same sound as the word "nail." Draw a line from the picture to the can if the word ends with the same sound as the word "can."

1.



2.



3.




4.



5.



6.



7.



8.



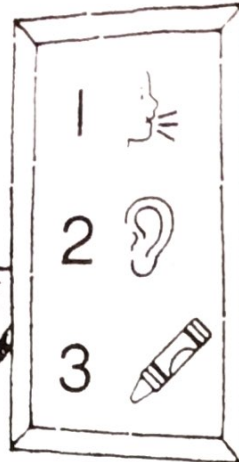

Begins with N




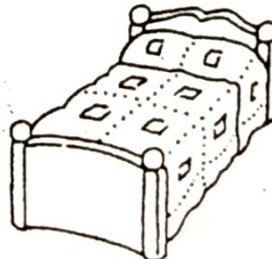
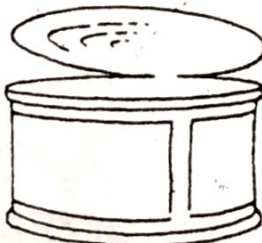

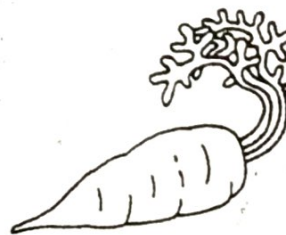



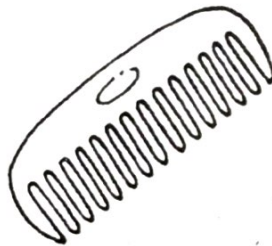


Ends with N



Name _____



- 1 Say each picture name.
- 2 Listen to the first sound.
- 3 Color the picture if its name begins with the sound of c.

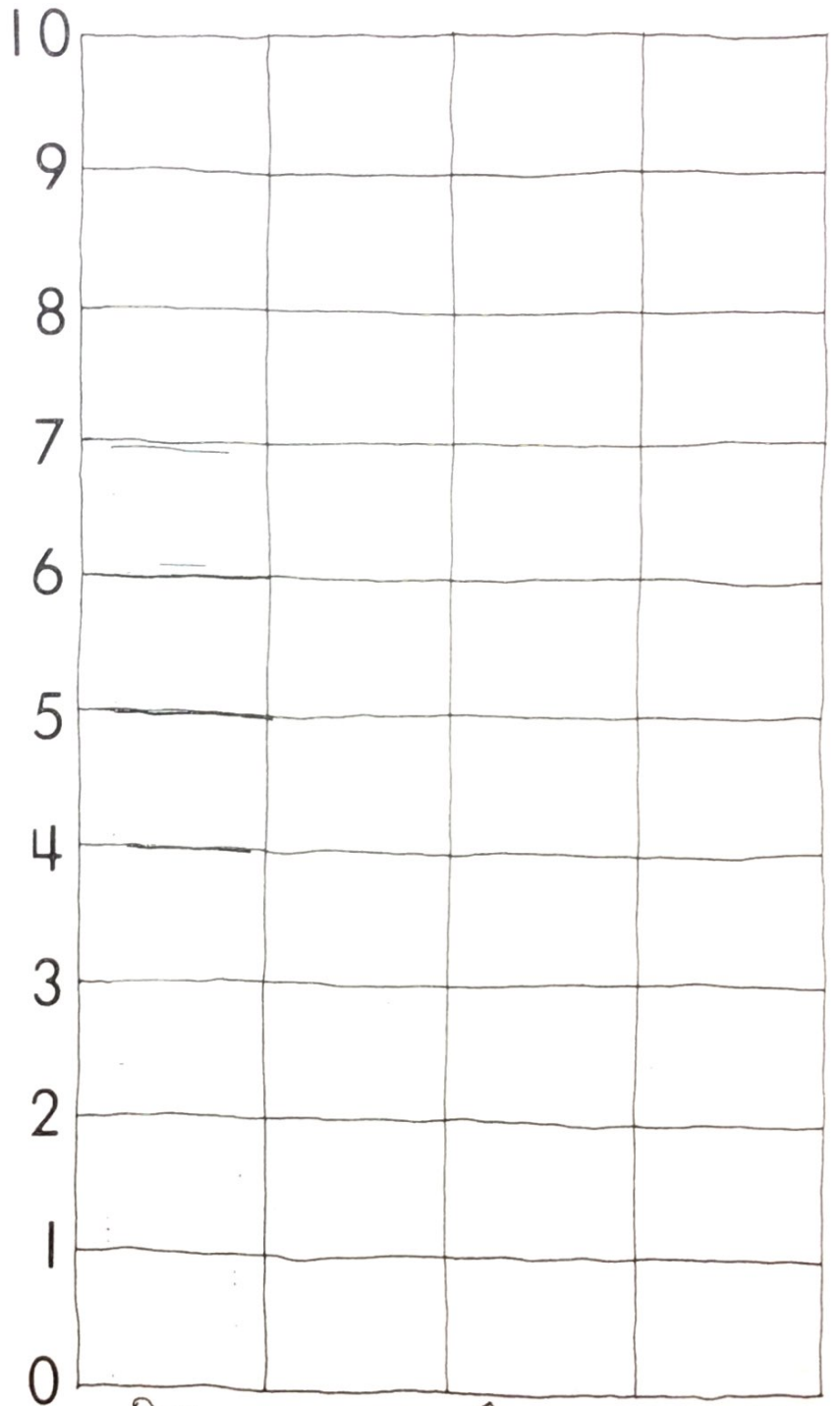
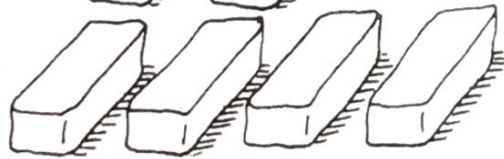
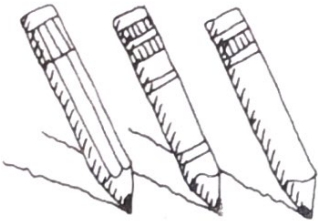
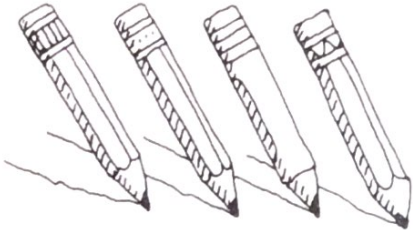
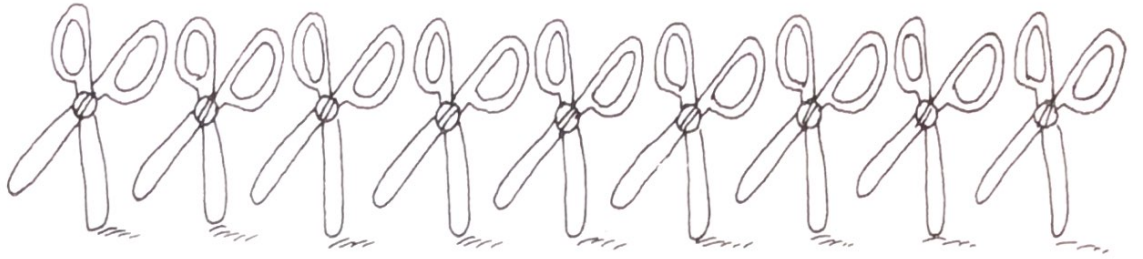


Name _____

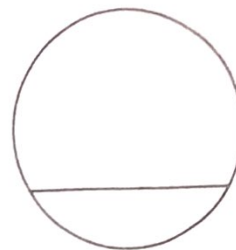
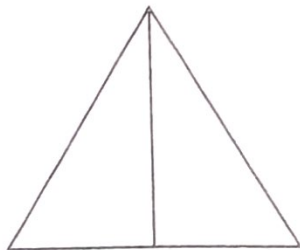
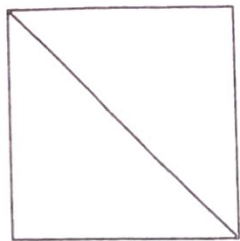
Basic Worksheet for 29-30



Graph.



Name _____





equal parts

not equal parts

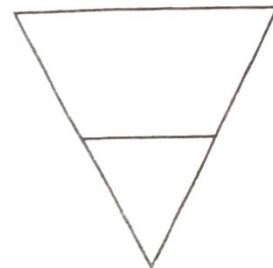
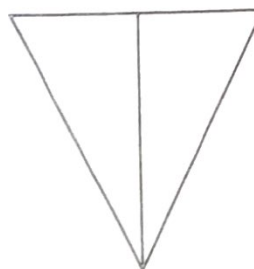
How do you know if there are equal parts?

Color the pictures with equal parts.

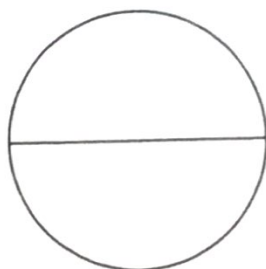
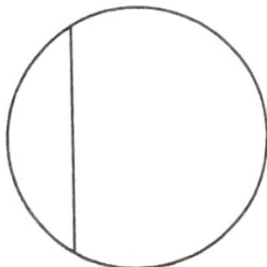
1



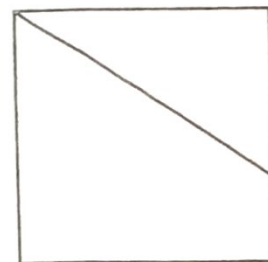
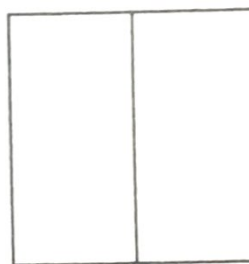
2



3



4



Extra Support Children will respond to the term "fair shares" for equal parts. Have them fold and cut paper cutouts to share with a partner.

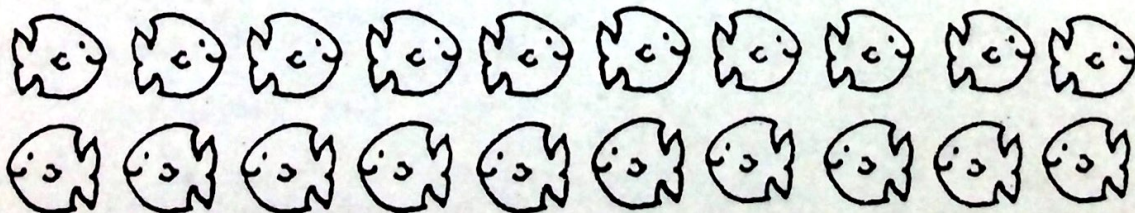
Name _____

Trace.

1	2	3	4	5	6	7	8	9	10
11	12	13	14	15	16	17	18	19	20

Write.

Color 15 fish.




Read, trace, and write the word.

Name: _____

have

have


Read the sentences, and write the correct words in the spaces. 

You _____ zip.



to have

I _____ spin.



have to

Read the words. Color the boxes with the above word in them. 

have	hat	have	vet	hit
hit	have	hut	have	van
have	vet	have	he	have

Basic Worksheet for 35-36



How many in all?

$$\begin{array}{r} 4 \\ + 2 \\ \hline \end{array}$$

$$\begin{array}{r} 3 \\ + 1 \\ \hline \end{array}$$

$$\begin{array}{r} 2 \\ + 3 \\ \hline \end{array}$$

$$\begin{array}{r} 1 \\ + 4 \\ \hline \end{array}$$

$$\begin{array}{r} 4 \\ + 1 \\ \hline \end{array}$$

$$\begin{array}{r} 2 \\ + 4 \\ \hline \end{array}$$

$$\begin{array}{r} 3 \\ + 2 \\ \hline \end{array}$$

$$\begin{array}{r} 3 \\ + 3 \\ \hline \end{array}$$




December



Sunday	Monday	Tuesday	Wednesday	Thursday	Friday	Saturday
⋮						
					20	21
22	23	24	25	26	27	28
29	30	31				
① Fill in the missing numbers. Trace the 20s.						
② Color the Fridays green.						
③ Color December 25 red.						
④ Color the 2nd Monday yellow.						

Book Report



Color the
candy cane
in a pattern.

Name: _____
Title: _____
Author: _____

My favorite part _____

