



I read at home!




Name _____

Day	Today I read...	I read to...
Monday		
Tuesday		
Wednesday		
Thursday		
Friday		
Saturday		
Sunday		

BOOK Report

Name: _____

Color the
mushroom.



My favorite character was _____
because _____

Draw a line under each capital N and small n at the top of the page. Trace and write the letters.

N	U	N	S	L	N
n	m	l	n	s	n
N	N	N	N	N	
N					
n	n	n	n	n	
n					

McGraw-Hill Reading Level B
Part 1, Unit 3, Lesson 4
Recognizing and writing letter forms Nn

▶ Identifying Words

SOUNDS AND LETTERS



pan

pat



rat

ram



jam

dam



ran

fan

Directions: Read the two words. Circle the word with /a/ that names the picture and write it on the line

Copyright © SRA/McGraw-Hill. Permission is granted to reproduce this page for classroom use.

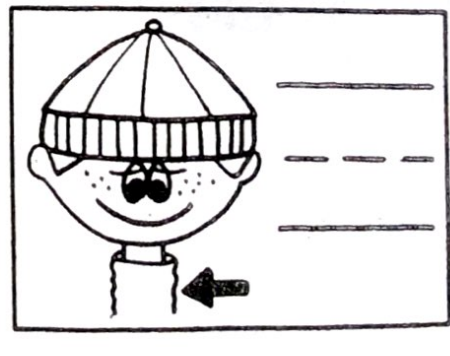

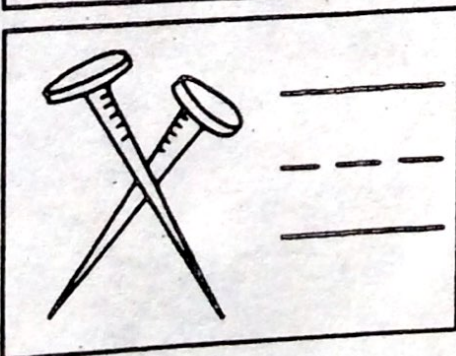
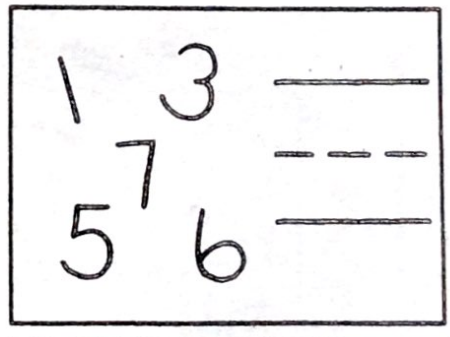


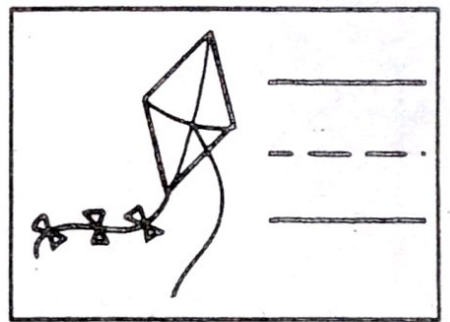

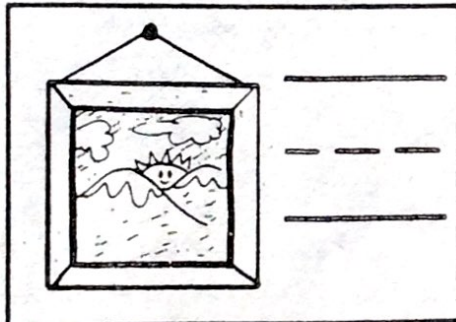

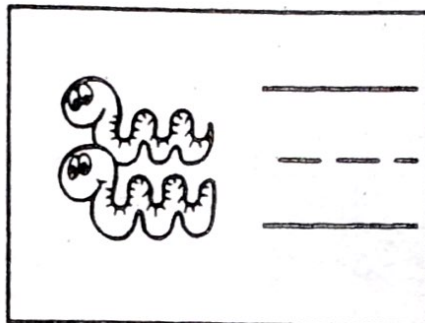



Name _____

Initial Consonant n



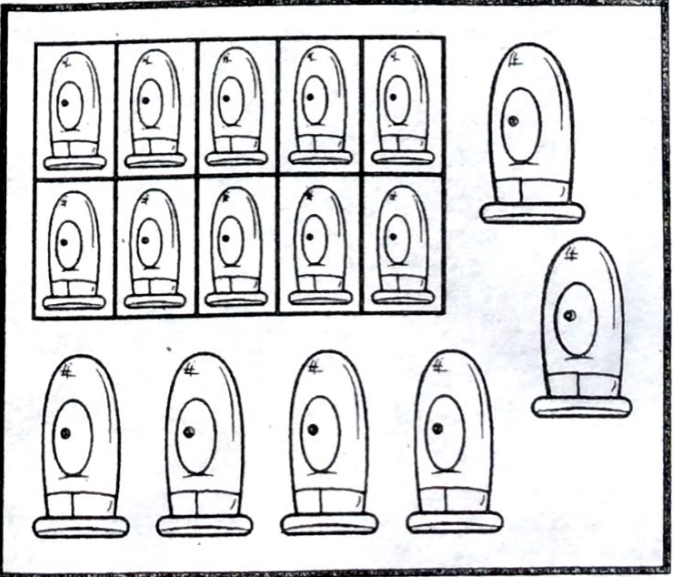

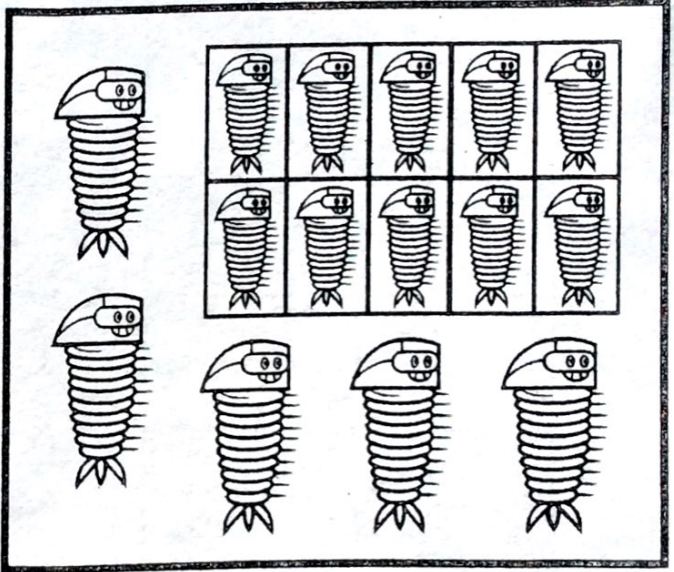


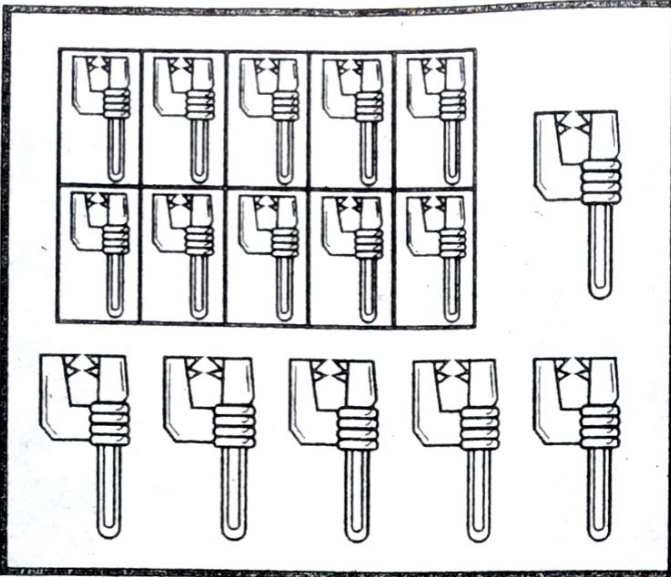
Print the letter " n "

if the picture begins like



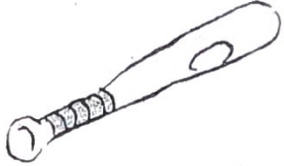















Count 14 objects in each box.
Cross out the extras. Color 14.

Name: _____



► For 1–4, circle the picture whose name begins with /n/. Then trace and write the letter *n*. For 5–8, circle the picture whose name ends with /n/. Then trace and write the letter *n*.

<p>1.</p>  <p>_____</p> <p>_____</p> <p>_____</p> 	<p>2.</p>  <p>_____</p> <p>_____</p> <p>_____</p> 
<p>3.</p>  <p>_____</p> <p>_____</p> <p>_____</p> 	<p>4.</p>  <p>_____</p> <p>_____</p> <p>_____</p> 

<p>5.</p>  <p>_____</p> <p>_____</p> <p>_____</p> 	<p>6.</p>  <p>_____</p> <p>_____</p> <p>_____</p> 
<p>7.</p>  <p>_____</p> <p>_____</p> <p>_____</p> 	<p>8.</p>  <p>_____</p> <p>_____</p> <p>_____</p> 

To the Teacher

Read aloud the directions and help children name each picture. Complete items 1 and 5 with children to be sure they understand the directions.

Identifying Words

Directions: Read the two words. Circle the word with /a/ that names the picture and write it on the line. The first one is done for you.



hat

bat

bat




dad

had



nap

cap



mat

pat

Copyright © SRA/McGraw-Hill. Permission is granted to reproduce this page for classroom use.

Match and Learn

Draw a line from each uppercase letter to the matching lowercase letter.

A	c	O	t
B	d	P	u
C	a	Q	s
D	b	R	q
E	g	S	o
F	f	T	p
G	e	U	r
H	k	V	z
I	l	W	x
J	h	X	v
K	m	Y	w
L	j	Z	y
M	n		
N	i		








Ask the people in your home what uppercase letters begin their names.

Name _____

9, 10 ... It's Fun to Win!

Color each group of 9 blue.

Color each group of 10 green




Read, trace, and write the word.

Name: _____

to

to


to

Read the sentences, and write the correct words in the spaces. 

I like _____

play

to




I _____

like

to

run.



Read the words. Color the boxes with the above word in them. 

to	the	I	to	the
at	to	to	and	to
to	hit	tot	to	hat

n


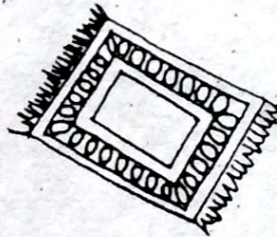

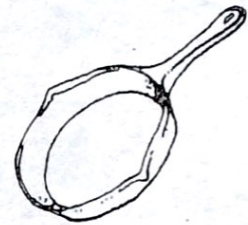
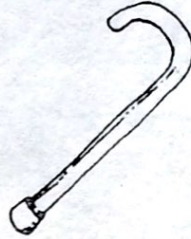
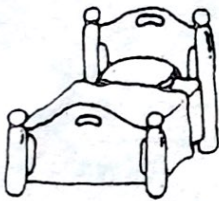
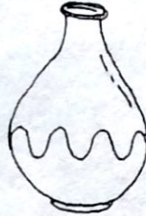


n

Put an X if the picture name ends with the n sound and
Color the picture



X



10

